

PARTS LIST

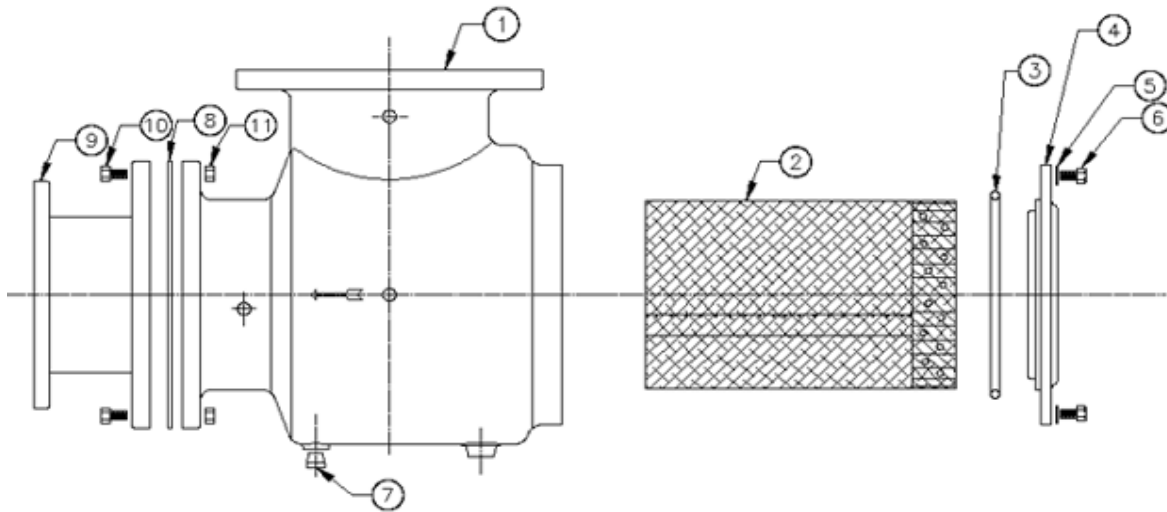
SUCTION GUIDES

MODELS SG and SGHH

GASKET SEALED ACCESS COVER

SUCTION GUIDE PARTS

MODEL NUMBER SG-215



ITEM NO.	PART DESCRIPTION	PART NUMBER	ARMSTRONG BAR CODE
1	BODY	516841-011	
2	STRAINER ASSEMBLY	516896-000	
3	BODY GASKET	516807-001	
4	COVER	516886-011	
5	WASHER - stl 1/2" plain (SAE)	927117-100	
6	HEX HEAD CAP SCREW - 1/2"-13 x7/8"	911125-107	
7	PIPE PLUG - 1/2" npt sq hd	939021-203	
8	GASKET - klinger 2" 125#/150#	426410-006	
9	SUCTION GUIDE SPOOL	510115-150	
10	HEX HEAD CAP SCREW - 5/8-11 x 2-1/4"	911129-118	
11	HEX HEAD NUT - 5/8-11 unc	913129-100	

NOTES:

SUPPORT PIPE NOT FURNISHED USE UNTHREADED STEEL PIPE

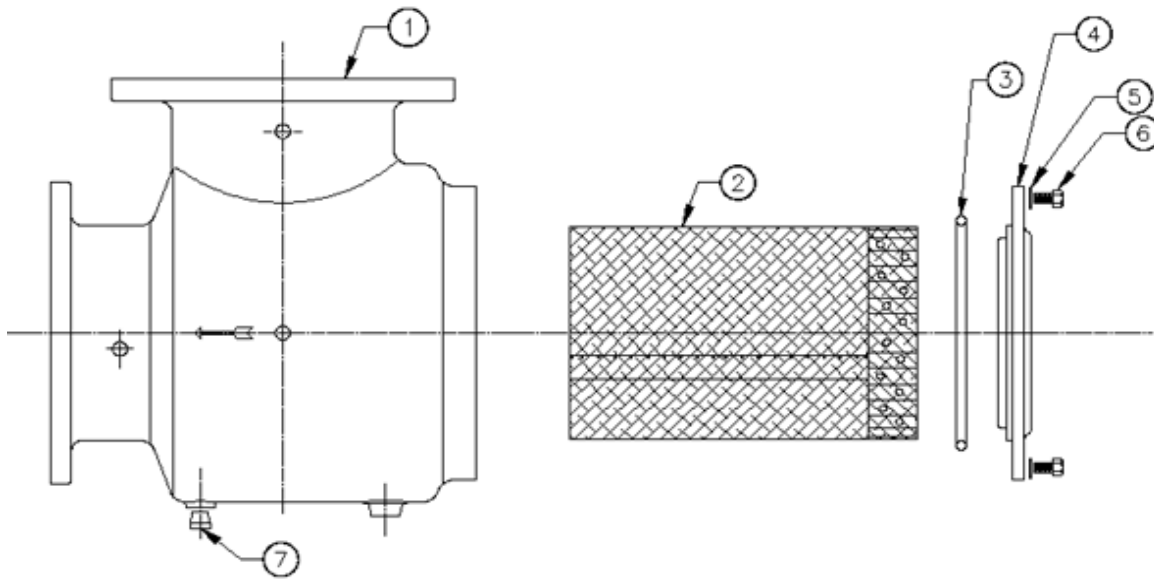
START-UP STRAINER MUST BE REMOVED AFTER A SHORT RUNNING PERIOD

STRAINER ASSEMBLY INCLUDES PERMANENT AND START-UP STRAINER

PERMANENT STRAINER PERFORATION HOLE SIZE --- .125" DIA.

SUCTION GUIDE PARTS

MODEL NUMBER SG-22



ITEM NO.	PART DESCRIPTION	PART NUMBER	ARMSTRONG BAR CODE
1	BODY	516840-211	
2	STRAINER ASSEMBLY	516896-000	
3	O-RING - edpm,3.359I.D.x.139cs	AS1270-237	
4	COVER	516885-231	
5	WASHER - stl 1/2" plain (SAE)	927117-100	
6	HEX HEAD CAP SCREW - 1/2"-13 x7/8"	911125-107	
7	PIPE PLUG - 1/2" npt sq hd	939021-203	

NOTES:

SUPPORT PIPE NOT FURNISHED USE UNTHREADED STEEL PIPE

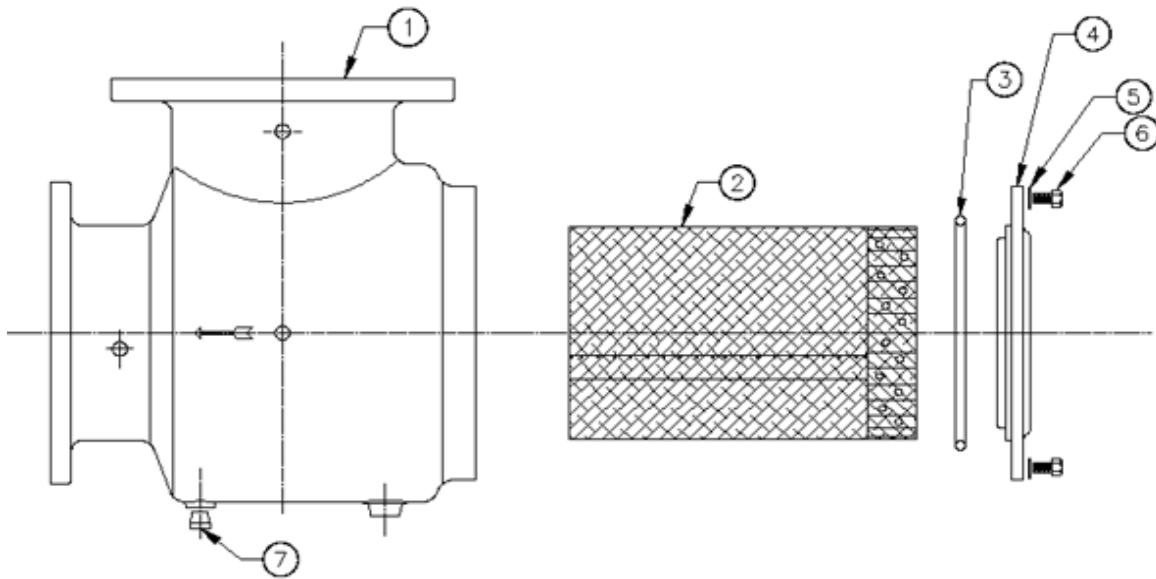
START-UP STRAINER MUST BE REMOVED AFTER A SHORT RUNNING PERIOD

STRAINER ASSEMBLY INCLUDES PERMANENT AND START-UP STRAINER

PERMANENT STRAINER PERFORATION HOLE SIZE --- .125" DIA.

SUCTION GUIDE PARTS

MODEL NUMBER SG-252



ITEM NO.	PART DESCRIPTION	PART NUMBER	ARMSTRONG BAR CODE
1	BODY	516841-211	
2	STRAINER ASSEMBLY	516896-000	
3	O-RING - edpm,3.359I.D.x.139cs	AS1270-237	
4	COVER	516885-231	
5	WASHER - stl 1/2" plain (SAE)	927117-100	
6	HEX HEAD CAP SCREW - 1/2"-13 x7/8"	911125-107	
7	PIPE PLUG - 1/2" npt sq hd	939021-203	

NOTES:

SUPPORT PIPE NOT FURNISHED USE UNTHREADED STEEL PIPE

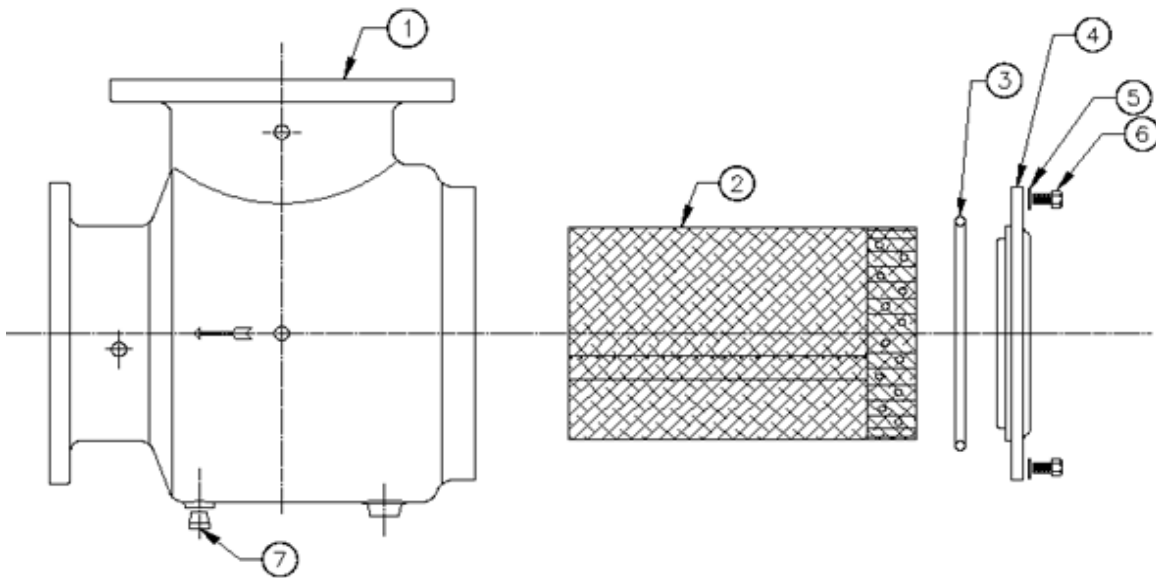
START-UP STRAINER MUST BE REMOVED AFTER A SHORT RUNNING PERIOD

STRAINER ASSEMBLY INCLUDES PERMANENT AND START-UP STRAINER

PERMANENT STRAINER PERFORATION HOLE SIZE --- .125" DIA.

SUCTION GUIDE PARTS

MODEL NUMBER SG-32



ITEM NO.	PART DESCRIPTION	PART NUMBER	ARMSTRONG BAR CODE
1	BODY	516842-211	
2	STRAINER ASSEMBLY	516896-000	
3	O-RING - edpm,3.359I.D.x.139cs	AS1270-237	
4	COVER	516885-231	
5	WASHER - stl 1/2" plain (SAE)	927117-100	
6	HEX HEAD CAP SCREW - 1/2"-13 x7/8"	911125-107	
7	PIPE PLUG - 1/2" npt sq hd	939021-203	

NOTES:

SUPPORT PIPE NOT FURNISHED USE UNTHREADED STEEL PIPE

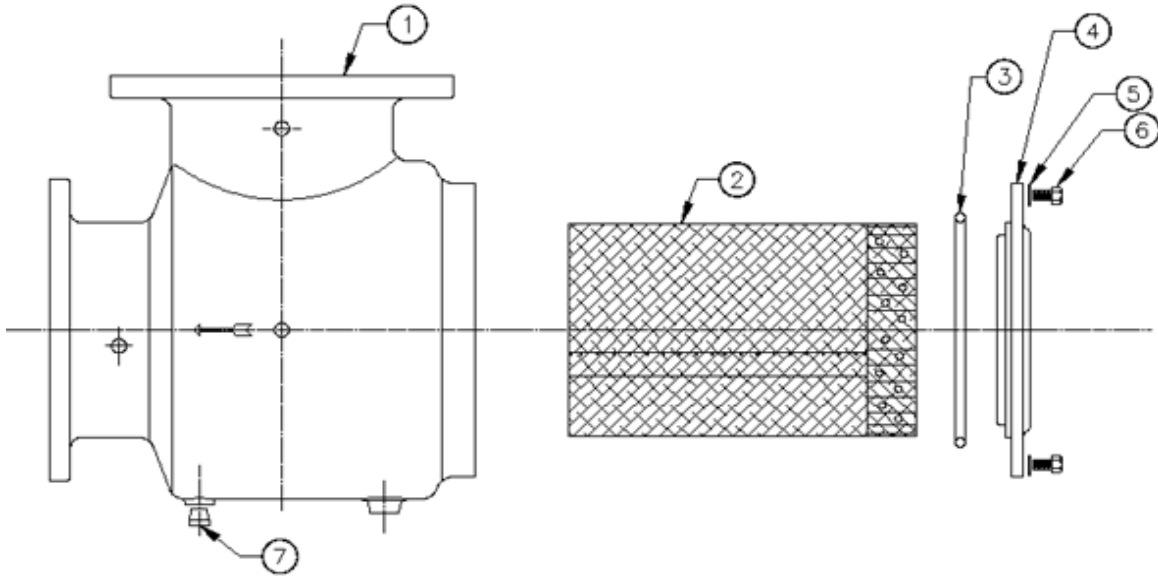
START-UP STRAINER MUST BE REMOVED AFTER A SHORT RUNNING PERIOD

STRAINER ASSEMBLY INCLUDES PERMANENT AND START-UP STRAINER

PERMANENT STRAINER PERFORATION HOLE SIZE --- .125" DIA.

SUCTION GUIDE PARTS

MODEL NUMBER SG-2525



ITEM NO.	PART DESCRIPTION	PART NUMBER	ARMSTRONG BAR CODE
1	BODY	516843-211	
2	STRAINER ASSEMBLY	516896-000	
3	O-RING - edpm,3.359I.D.x.139cs	AS1270-237	
4	COVER	516885-231	
5	WASHER - stl 1/2" plain (SAE)	927117-100	
6	HEX HEAD CAP SCREW - 1/2"-13 x7/8"	911125-107	
7	PIPE PLUG - 1/2" npt sq hd	939021-203	

NOTES:

SUPPORT PIPE NOT FURNISHED USE UNTHREADED STEEL PIPE

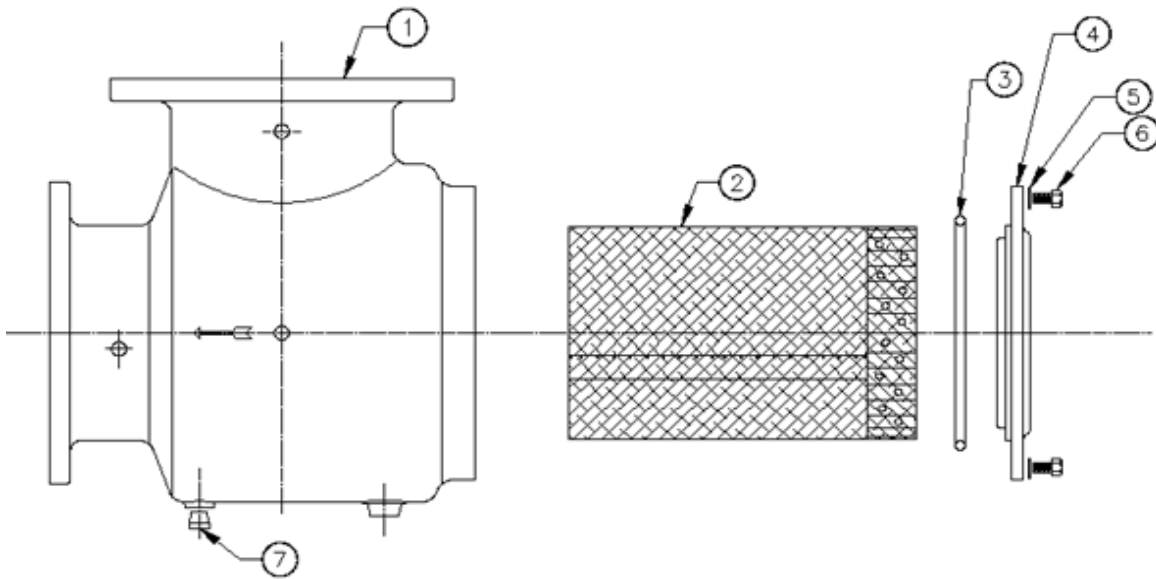
START-UP STRAINER MUST BE REMOVED AFTER A SHORT RUNNING PERIOD

STRAINER ASSEMBLY INCLUDES PERMANENT AND START-UP STRAINER

PERMANENT STRAINER PERFORATION HOLE SIZE --- .125" DIA.

SUCTION GUIDE PARTS

MODEL NUMBER SG-325



ITEM NO.	PART DESCRIPTION	PART NUMBER	ARMSTRONG BAR CODE
1	BODY	516844-211	
2	STRAINER ASSEMBLY	516896-000	
3	O-RING - edpm,3.359I.D.x.139cs	AS1270-237	
4	COVER	516885-231	
5	WASHER - stl 1/2" plain (SAE)	927117-100	
6	HEX HEAD CAP SCREW - 1/2"-13 x7/8"	911125-107	
7	PIPE PLUG - 1/2" npt sq hd	939021-203	

NOTES:

SUPPORT PIPE NOT FURNISHED USE UNTHREADED STEEL PIPE

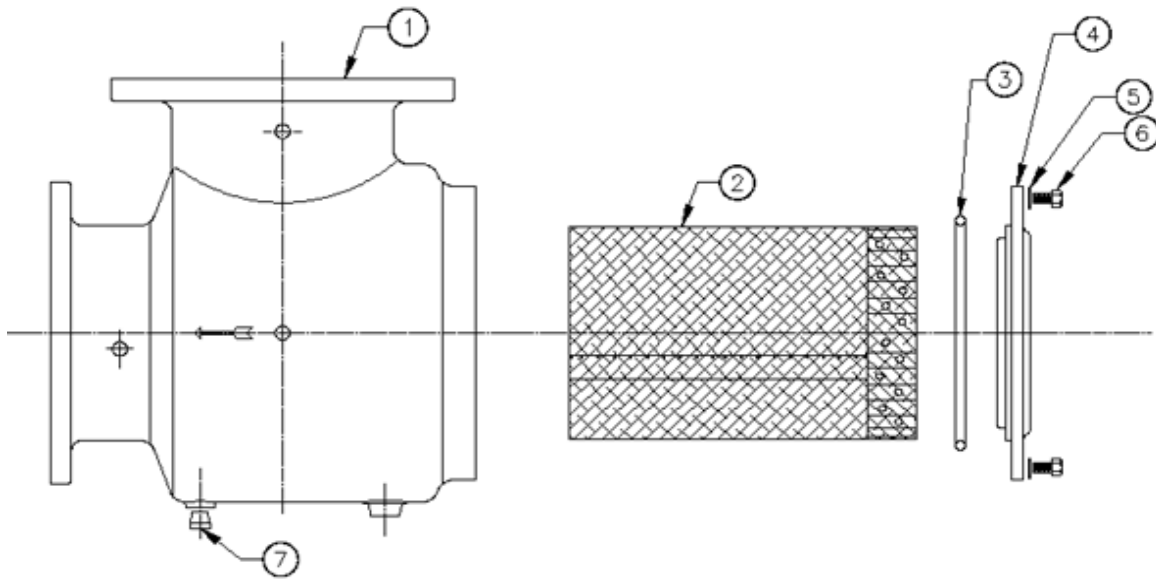
START-UP STRAINER MUST BE REMOVED AFTER A SHORT RUNNING PERIOD

STRAINER ASSEMBLY INCLUDES PERMANENT AND START-UP STRAINER

PERMANENT STRAINER PERFORATION HOLE SIZE --- .125" DIA.

SUCTION GUIDE PARTS

MODEL NUMBER SG-33



ITEM NO.	PART DESCRIPTION	PART NUMBER	ARMSTRONG BAR CODE
1	BODY	516845-211	
2	STRAINER ASSEMBLY	516897-000	
3	O-RING - edpm, 4.109I.D.x.139cs	AS1270-243	
4	COVER	516886-231	
5	WASHER - stl 5/8" plain (SAE)	927117-100	
6	HEX HEAD CAP SCREW - 5/8"-11 x1"	911125-109	
7	PIPE PLUG - 3/4" npt sq hd	939021-204	

NOTES:

SUPPORT PIPE NOT FURNISHED USE UNTHREADED STEEL PIPE

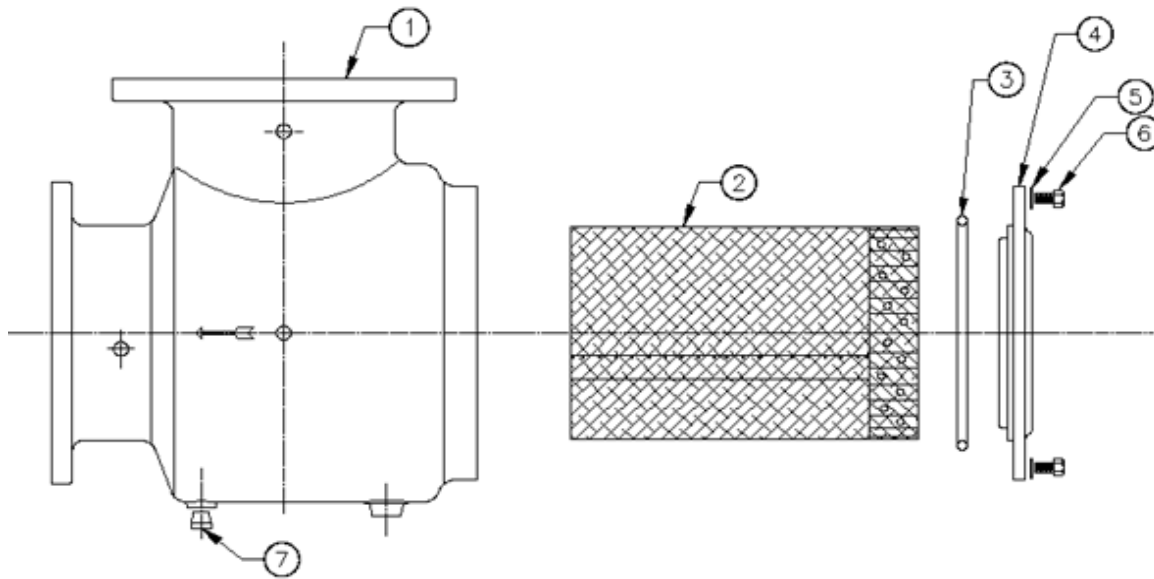
START-UP STRAINER MUST BE REMOVED AFTER A SHORT RUNNING PERIOD

STRAINER ASSEMBLY INCLUDES PERMANENT AND START-UP STRAINER

PERMANENT STRAINER PERFORATION HOLE SIZE --- .125" DIA.

SUCTION GUIDE PARTS

MODEL NUMBER SG-43



ITEM NO.	PART DESCRIPTION	PART NUMBER	ARMSTRONG BAR CODE
1	BODY	516846-211	
2	STRAINER ASSEMBLY	516897-000	
3	O-RING - edpm, 4.109I.D.x.139cs	AS1270-243	
4	COVER	516886-231	
5	WASHER - stl 5/8" plain (SAE)	927121-100	
6	HEX HEAD CAP SCREW - 5/8"-11 x1"	911125-109	
7	PIPE PLUG - 3/4" npt sq hd	939021-204	

NOTES:

SUPPORT PIPE NOT FURNISHED USE UNTHREADED STEEL PIPE

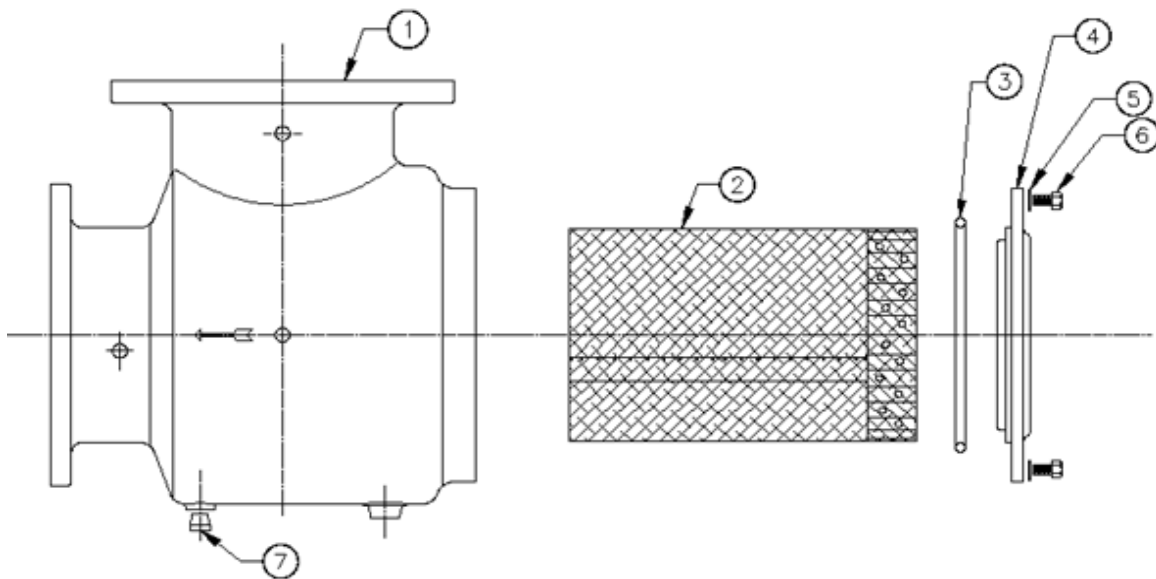
START-UP STRAINER MUST BE REMOVED AFTER A SHORT RUNNING PERIOD

STRAINER ASSEMBLY INCLUDES PERMANENT AND START-UP STRAINER

PERMANENT STRAINER PERFORATION HOLE SIZE --- .125" DIA.

SUCTION GUIDE PARTS

MODEL NUMBER SG-44



ITEM NO.	PART DESCRIPTION	PART NUMBER	ARMSTRONG BAR CODE
1	BODY	516847-211	
2	STRAINER ASSEMBLY	516854-000	
3	O-RING - edpm, 4.984I.D.x.139cs	AS1270-250	
4	COVER	516887-231	
5	WASHER - stl 5/8" plain (SAE)	927121-100	
6	HEX HEAD CAP SCREW - 5/8"-11 x 1"	911129-108	
7	PIPE PLUG - 3/4" npt sq hd	939021-204	

NOTES:

SUPPORT PIPE NOT FURNISHED USE UNTHREADED STEEL PIPE

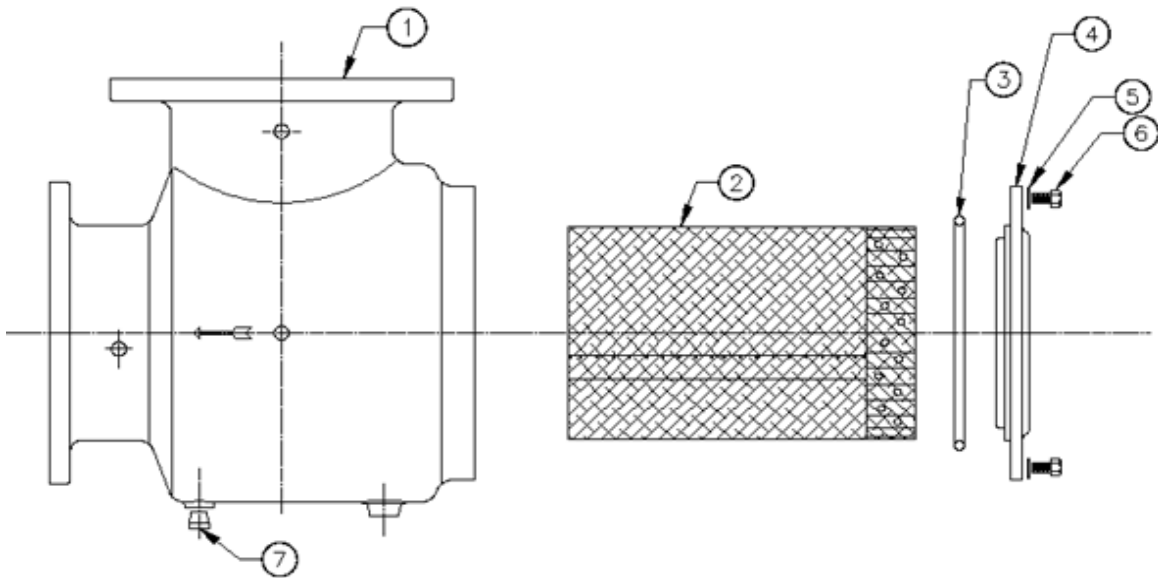
START-UP STRAINER MUST BE REMOVED AFTER A SHORT RUNNING PERIOD

STRAINER ASSEMBLY INCLUDES PERMANENT AND START-UP STRAINER

PERMANENT STRAINER PERFORATION HOLE SIZE --- .125" DIA.

SUCTION GUIDE PARTS

MODEL NUMBER SG-54



ITEM NO.	PART DESCRIPTION	PART NUMBER	ARMSTRONG BAR CODE
1	BODY	516848-211	
2	STRAINER ASSEMBLY	516854-000	
3	O-RING - edpm, 4.984I.D.x.139cs	AS1270-250	
4	COVER	516887-231	
5	WASHER - stl 5/8" plain (SAE)	927121-100	
6	HEX HEAD CAP SCREW - 5/8"-11 x 1"	911129-108	
7	PIPE PLUG - 3/4" npt sq hd	939021-204	

NOTES:

SUPPORT PIPE NOT FURNISHED USE UNTHREADED STEEL PIPE

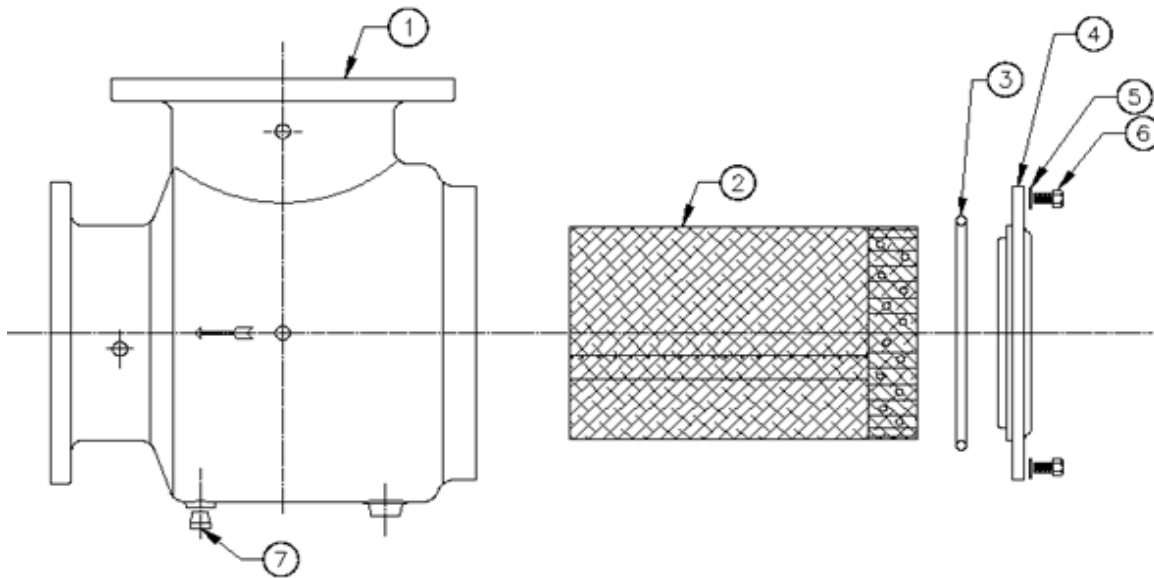
START-UP STRAINER MUST BE REMOVED AFTER A SHORT RUNNING PERIOD

STRAINER ASSEMBLY INCLUDES PERMANENT AND START-UP STRAINER

PERMANENT STRAINER PERFORATION HOLE SIZE --- .125" DIA.

SUCTION GUIDE PARTS

MODEL NUMBER SG-64



ITEM NO.	PART DESCRIPTION	PART NUMBER	ARMSTRONG BAR CODE
1	BODY	516849-211	
2	STRAINER ASSEMBLY	516854-000	
3	O-RING - edpm, 4.984I.D.x.139cs	AS1270-250	
4	COVER	516887-231	
5	WASHER - stl 5/8" plain (SAE)	927121-100	
6	HEX HEAD CAP SCREW - 5/8"-11 x 1"	911129-108	
7	PIPE PLUG - 3/4" npt sq hd	939021-204	

NOTES:

SUPPORT PIPE NOT FURNISHED USE UNTHREADED STEEL PIPE

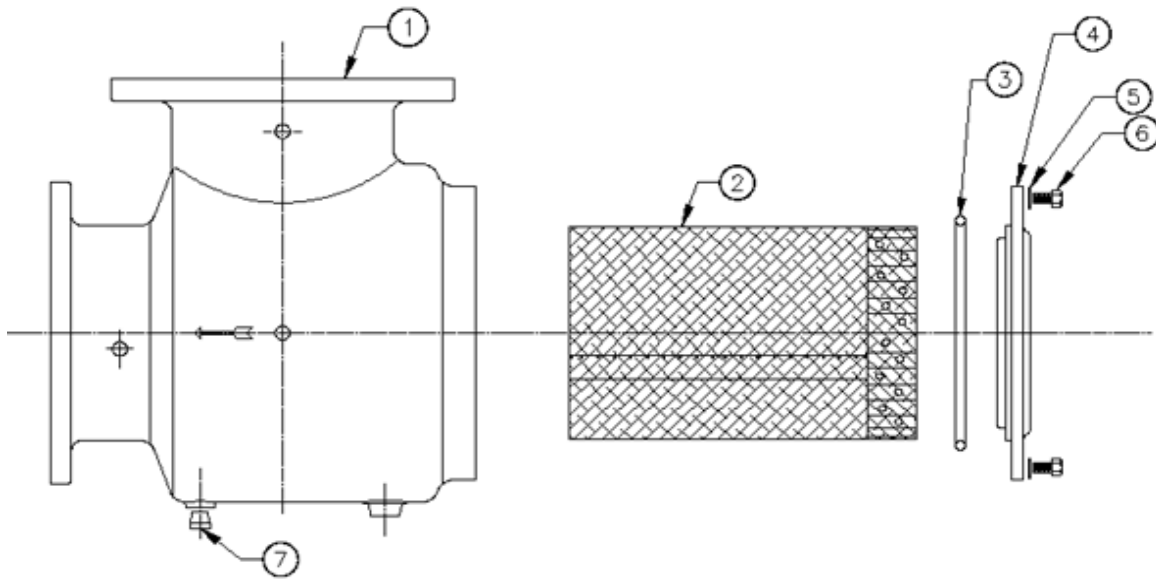
START-UP STRAINER MUST BE REMOVED AFTER A SHORT RUNNING PERIOD

STRAINER ASSEMBLY INCLUDES PERMANENT AND START-UP STRAINER

PERMANENT STRAINER PERFORATION HOLE SIZE --- .125" DIA.

SUCTION GUIDE PARTS

MODEL NUMBER SG-55



ITEM NO.	PART DESCRIPTION	PART NUMBER	ARMSTRONG BAR CODE
1	BODY	516850-211	
2	STRAINER ASSEMBLY	516898-000	
3	O-RING - edpm, 6.234I.D.x.139cs	AS1270-259	
4	COVER	516888-231	
5	WASHER - stl 3/4" plain (SAE)	927123-100	
6	HEX HEAD CAP SCREW - 3/4"-10 x 1.25"	911131-110	
7	PIPE PLUG - 1" npt sq hd	939021-505	

NOTES:

SUPPORT PIPE NOT FURNISHED USE UNTHREADED STEEL PIPE

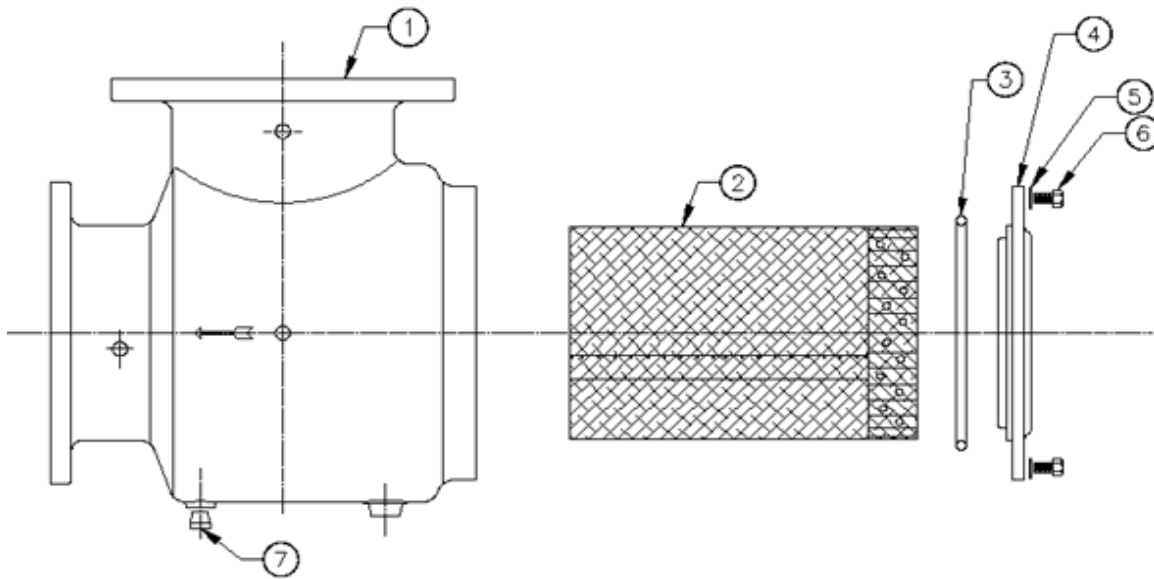
START-UP STRAINER MUST BE REMOVED AFTER A SHORT RUNNING PERIOD

STRAINER ASSEMBLY INCLUDES PERMANENT AND START-UP STRAINER

PERMANENT STRAINER PERFORATION HOLE SIZE --- .125" DIA.

SUCTION GUIDE PARTS

MODEL NUMBER SG-65



ITEM NO.	PART DESCRIPTION	PART NUMBER	ARMSTRONG BAR CODE
1	BODY	516851-211	
2	STRAINER ASSEMBLY	516898-000	
3	O-RING - edpm, 6.234I.D.x.139cs	AS1270-259	
4	COVER	516888-231	
5	WASHER - stl 3/4" plain (SAE)	927123-100	
6	HEX HEAD CAP SCREW - 3/4"-10 x 1.25"	911131-110	
7	PIPE PLUG - 1" npt sq hd	939021-505	

NOTES:

SUPPORT PIPE NOT FURNISHED USE UNTHREADED STEEL PIPE

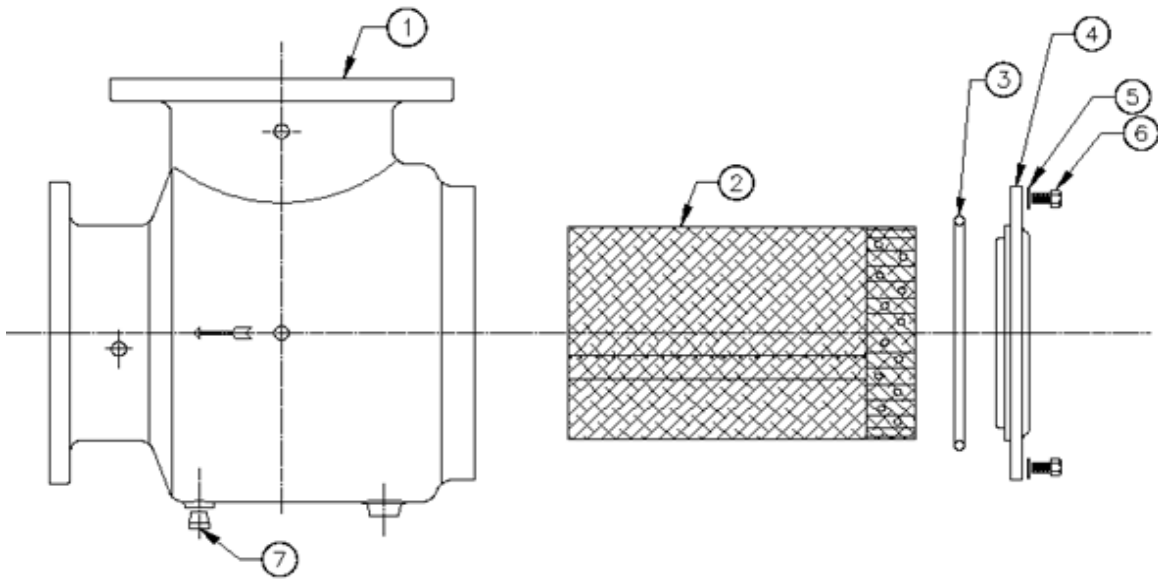
START-UP STRAINER MUST BE REMOVED AFTER A SHORT RUNNING PERIOD

STRAINER ASSEMBLY INCLUDES PERMANENT AND START-UP STRAINER

PERMANENT STRAINER PERFORATION HOLE SIZE --- .125" DIA.

SUCTION GUIDE PARTS

MODEL NUMBER SG-66



ITEM NO.	PART DESCRIPTION	PART NUMBER	ARMSTRONG BAR CODE
1	BODY	516852-211	
2	STRAINER ASSEMBLY	516899-000	
3	O-RING - edpm, 7.484I.D.x.139cs	AS1270-264	
4	COVER	516889-231	
5	WASHER - stl 3/4" plain (SAE)	927123-100	
6	HEX HEAD CAP SCREW - 3/4"-10 x 1.25"	911131-110	
7	PIPE PLUG - 1" npt sq hd	939021-505	

NOTES:

SUPPORT PIPE NOT FURNISHED USE UNTHREADED STEEL PIPE

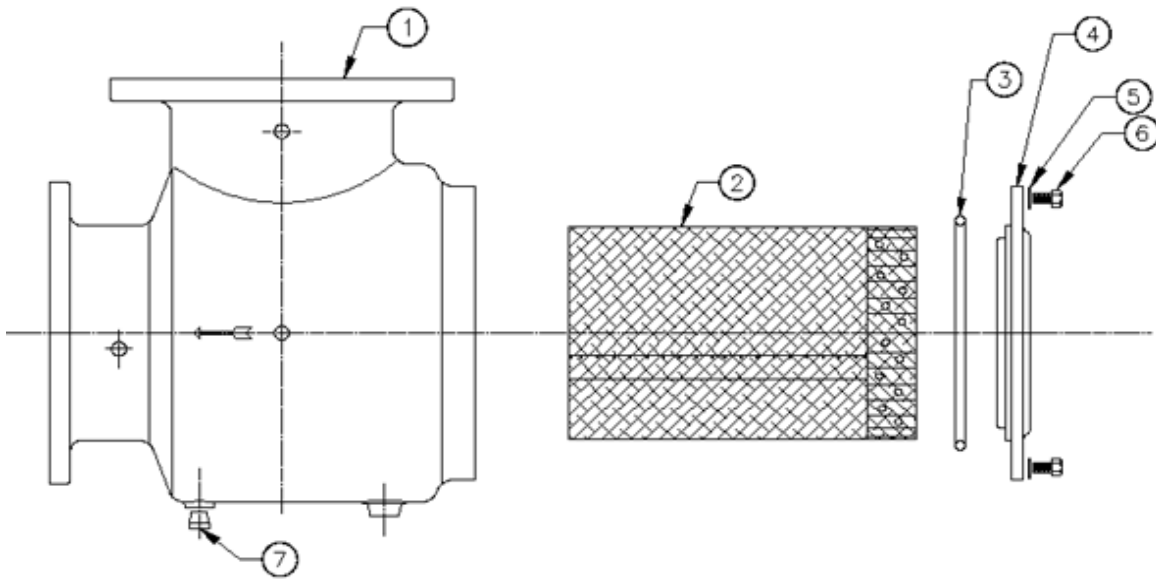
START-UP STRAINER MUST BE REMOVED AFTER A SHORT RUNNING PERIOD

STRAINER ASSEMBLY INCLUDES PERMANENT AND START-UP STRAINER

PERMANENT STRAINER PERFORATION HOLE SIZE --- .125" DIA.

SUCTION GUIDE PARTS

MODEL NUMBER SG-86



ITEM NO.	PART DESCRIPTION	PART NUMBER	ARMSTRONG BAR CODE
1	BODY	516853-211	
2	STRAINER ASSEMBLY	516899-000	
3	O-RING - edpm, 7.484I.D.x.139cs	AS1270-264	
4	COVER	516889-231	
5	WASHER - stl 3/4" plain (SAE)	927123-100	
6	HEX HEAD CAP SCREW - 3/4"-10 x 1.25"	911131-110	
7	PIPE PLUG - 1" npt sq hd	939021-505	

NOTES:

SUPPORT PIPE NOT FURNISHED USE UNTHREADED STEEL PIPE

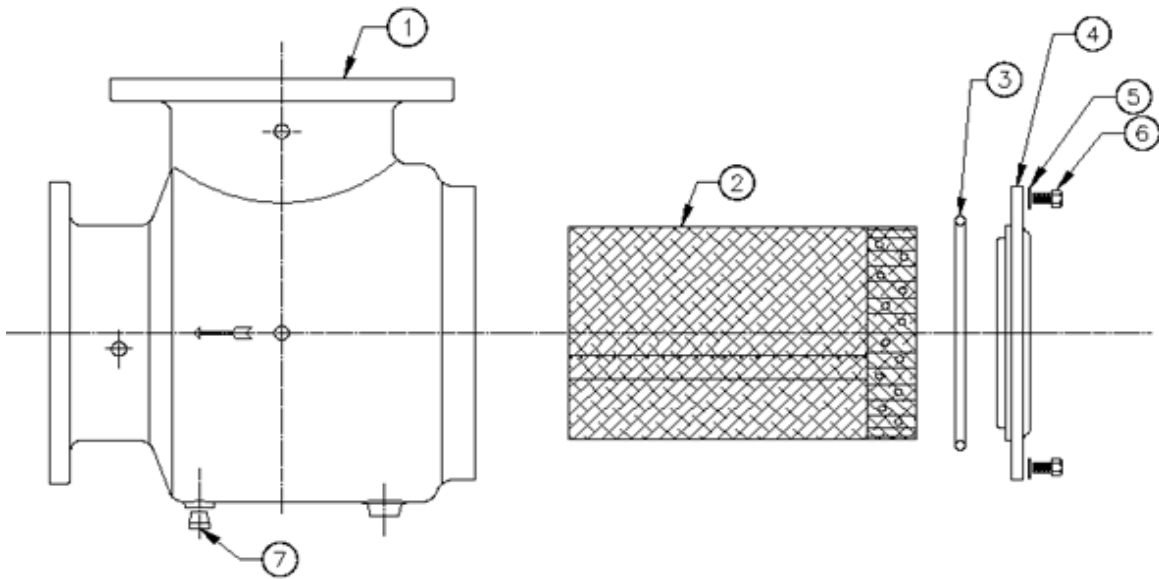
START-UP STRAINER MUST BE REMOVED AFTER A SHORT RUNNING PERIOD

STRAINER ASSEMBLY INCLUDES PERMANENT AND START-UP STRAINER

PERMANENT STRAINER PERFORATION HOLE SIZE --- .125" DIA.

SUCTION GUIDE PARTS

MODEL NUMBER SG-88



ITEM NO.	PART DESCRIPTION	PART NUMBER	ARMSTRONG BAR CODE
1	BODY	516854-211	
2	STRAINER ASSEMBLY	516900-000	
3	O-RING - edpm, 9.475.D.x.210cs	AS1270-375	
4	COVER	516890-231	
5	WASHER - stl 3/4" plain (SAE)	927123-100	
6	HEX HEAD CAP SCREW - 3/4"-10 x 1.75"	911131-114	
7	PIPE PLUG - 1" npt sq hd	939021-505	

NOTES:

SUPPORT PIPE NOT FURNISHED USE UNTHREADED STEEL PIPE

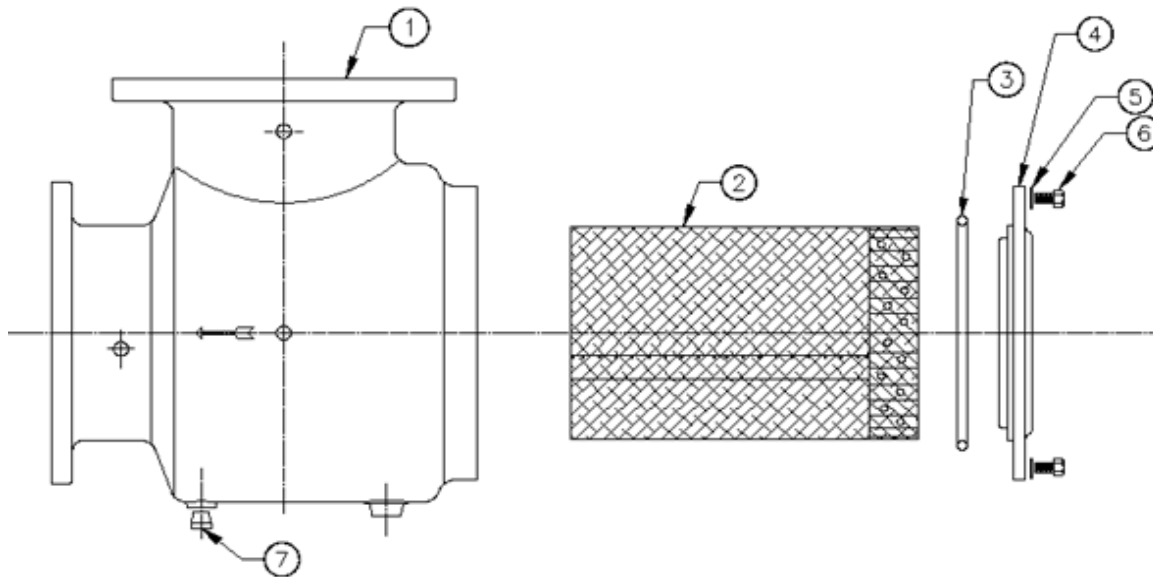
START-UP STRAINER MUST BE REMOVED AFTER A SHORT RUNNING PERIOD

STRAINER ASSEMBLY INCLUDES PERMANENT AND START-UP STRAINER

PERMANENT STRAINER PERFORATION HOLE SIZE --- .125" DIA.

SUCTION GUIDE PARTS

MODEL NUMBER SG-108



ITEM NO.	PART DESCRIPTION	PART NUMBER	ARMSTRONG BAR CODE
1	BODY	516855-211	
2	STRAINER ASSEMBLY	516900-000	
3	O-RING - edpm, 9.475.D.x.210cs	AS1270-375	
4	COVER	516890-231	
5	WASHER - stl 3/4" plain (SAE)	927123-100	
6	HEX HEAD CAP SCREW - 3/4"-10 x 1.75"	911131-114	
7	PIPE PLUG - 1" npt sq hd	939021-505	

NOTES:

SUPPORT PIPE NOT FURNISHED USE UNTHREADED STEEL PIPE

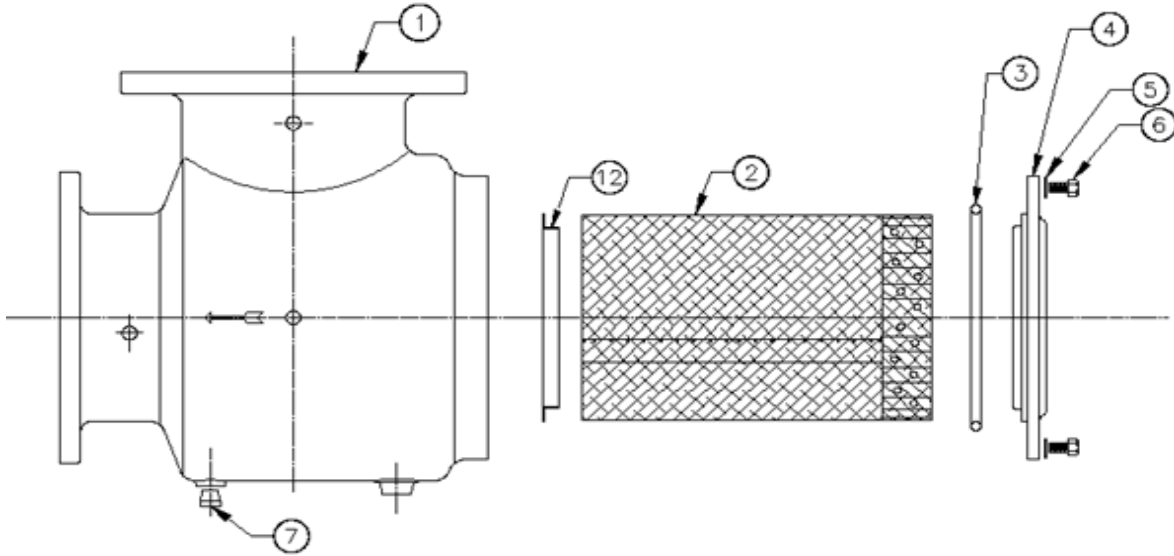
START-UP STRAINER MUST BE REMOVED AFTER A SHORT RUNNING PERIOD

STRAINER ASSEMBLY INCLUDES PERMANENT AND START-UP STRAINER

PERMANENT STRAINER PERFORATION HOLE SIZE --- .125" DIA.

SUCTION GUIDE PARTS

MODEL NUMBER SG-1010



ITEM NO.	PART DESCRIPTION	PART NUMBER	ARMSTRONG BAR CODE
1	BODY	516856-211	
2	STRAINER ASSEMBLY	516860-000	
12	ROUNDUP RING	516914-001	
3	O-RING - edpm, 11.475.D.x.210cs	AS1270-380	
4	COVER	516891-231	
5	WASHER - stl 1" plain (SAE)	927127-100	
6	HEX HEAD CAP SCREW - 1"-8 x 2.25"	911135-118	
7	PIPE PLUG - 1" npt sq hd	939021-505	

NOTES:

SUPPORT PIPE NOT FURNISHED USE UNTHREADED STEEL PIPE

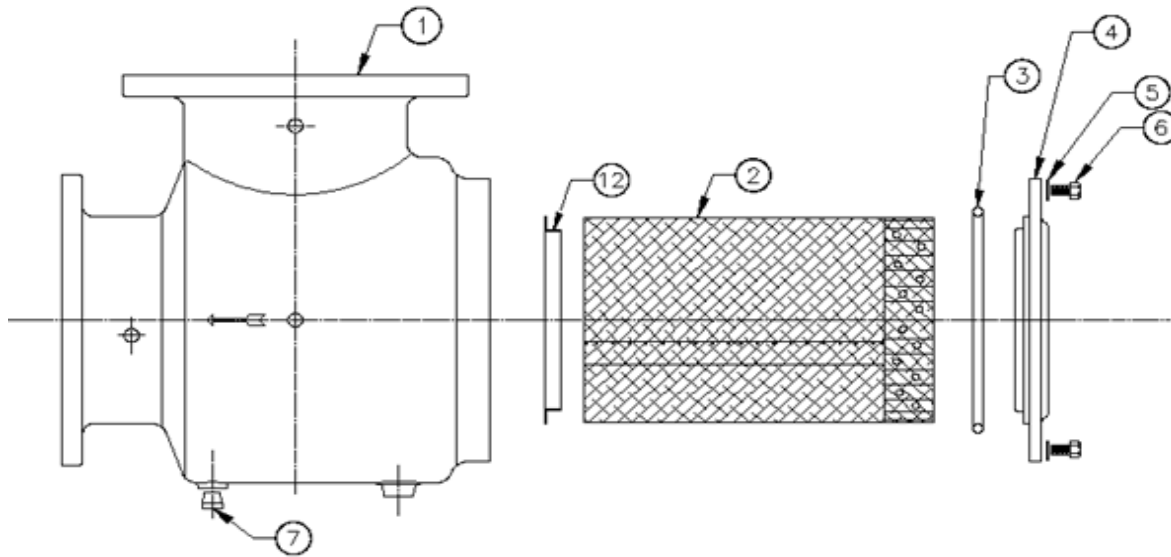
START-UP STRAINER MUST BE REMOVED AFTER A SHORT RUNNING PERIOD

STRAINER ASSEMBLY INCLUDES PERMANENT AND START-UP STRAINER

PERMANENT STRAINER PERFORATION HOLE SIZE --- .125" DIA.

SUCTION GUIDE PARTS

MODEL NUMBER SG-1210



ITEM NO.	PART DESCRIPTION	PART NUMBER	ARMSTRONG BAR CODE
1	BODY	516857-211	
2	STRAINER ASSEMBLY	516860-000	
12	ROUNDUP RING	516914-001	
3	O-RING - edpm, 11.475.D.x.210cs	AS1270-380	
4	COVER	516891-231	
5	WASHER - stl 1" plain (SAE)	927127-100	
6	HEX HEAD CAP SCREW - 1"-8 x 2.25"	911135-118	
7	PIPE PLUG - 1" npt sq hd	939021-505	

NOTES:

SUPPORT PIPE NOT FURNISHED USE UNTHREADED STEEL PIPE

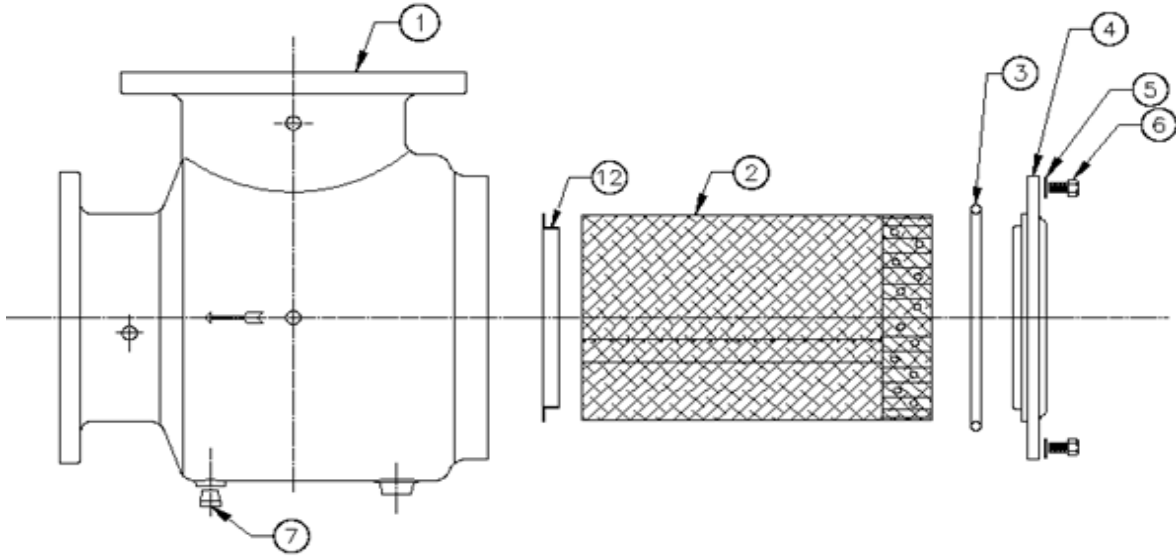
START-UP STRAINER MUST BE REMOVED AFTER A SHORT RUNNING PERIOD

STRAINER ASSEMBLY INCLUDES PERMANENT AND START-UP STRAINER

PERMANENT STRAINER PERFORATION HOLE SIZE --- .125" DIA.

SUCTION GUIDE PARTS

MODEL NUMBER SG-1212



ITEM NO.	PART DESCRIPTION	PART NUMBER	ARMSTRONG BAR CODE
1	BODY	516858-211	
2	STRAINER ASSEMBLY	516870-000	
12	ROUNDUP RING	516971-001	
3	O-RING - edpm, 12.975.D.x.210cs	AS1270-382	
4	COVER	516892-231	
5	WASHER - stl 1" plain (SAE)	927127-100	
6	HEX HEAD CAP SCREW - 1"-8 x 2.25"	911135-118	
7	PIPE PLUG - 1" npt sq hd	939021-505	

NOTES:

SUPPORT PIPE NOT FURNISHED USE UNTHREADED STEEL PIPE

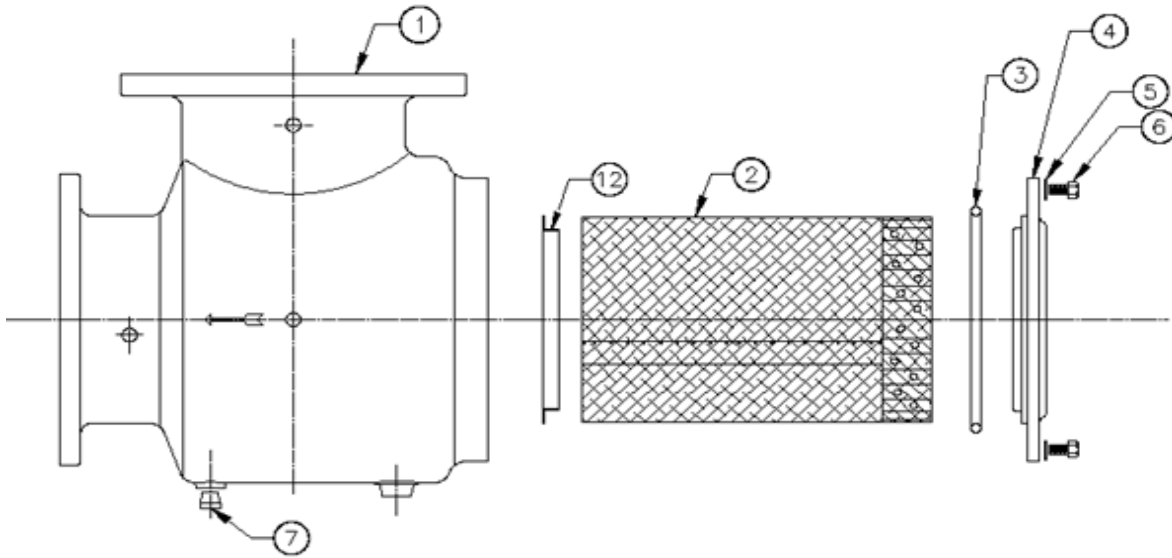
START-UP STRAINER MUST BE REMOVED AFTER A SHORT RUNNING PERIOD

STRAINER ASSEMBLY INCLUDES PERMANENT AND START-UP STRAINER

PERMANENT STRAINER PERFORATION HOLE SIZE --- .125" DIA.

SUCTION GUIDE PARTS

MODEL NUMBER SG-1412



ITEM NO.	PART DESCRIPTION	PART NUMBER	ARMSTRONG BAR CODE
1	BODY	516859-211	
2	STRAINER ASSEMBLY	516870-000	
12	ROUNDUP RING	516971-001	
3	O-RING - edpm, 12.975.D.x.210cs	AS1270-382	
4	COVER	516892-231	
5	WASHER - stl 1" plain (SAE)	927127-100	
6	HEX HEAD CAP SCREW - 1"-8 x 2.25"	911135-118	
7	PIPE PLUG - 1" npt sq hd	939021-505	

NOTES:

SUPPORT PIPE NOT FURNISHED USE UNTHREADED STEEL PIPE

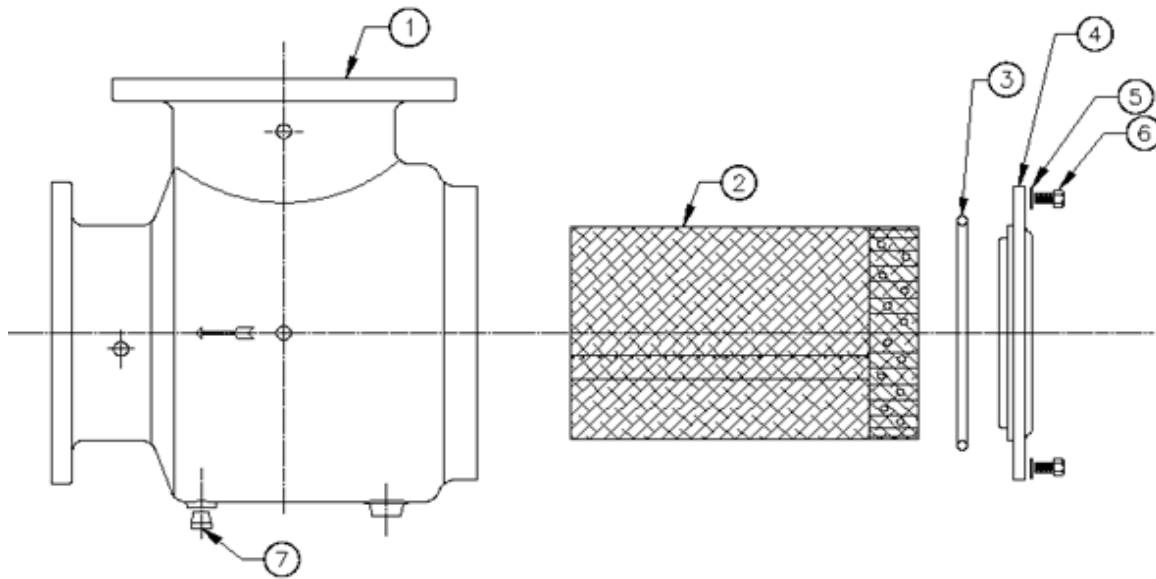
START-UP STRAINER MUST BE REMOVED AFTER A SHORT RUNNING PERIOD

STRAINER ASSEMBLY INCLUDES PERMANENT AND START-UP STRAINER

PERMANENT STRAINER PERFORATION HOLE SIZE --- .125" DIA.

SUCTION GUIDE PARTS

MODEL NUMBER SGHH-22



ITEM NO.	PART DESCRIPTION	PART NUMBER	ARMSTRONG BAR CODE
1	BODY	516840-231	
2	STRAINER ASSEMBLY	516896-000	
3	O-RING - edpm, 3.3591.D.x.139s	AS1270-380	
4	COVER	516885-231	
5	WASHER - stl 1/2" plain (SAE)	927117-100	
6	HEX HEAD CAP SCREW - 1/2"-13 x 7/8"	911125-107	
7	PIPE PLUG - 1/2" npt sq hd	939025-107	

NOTES:

SUPPORT PIPE NOT FURNISHED USE UNTHREADED STEEL PIPE

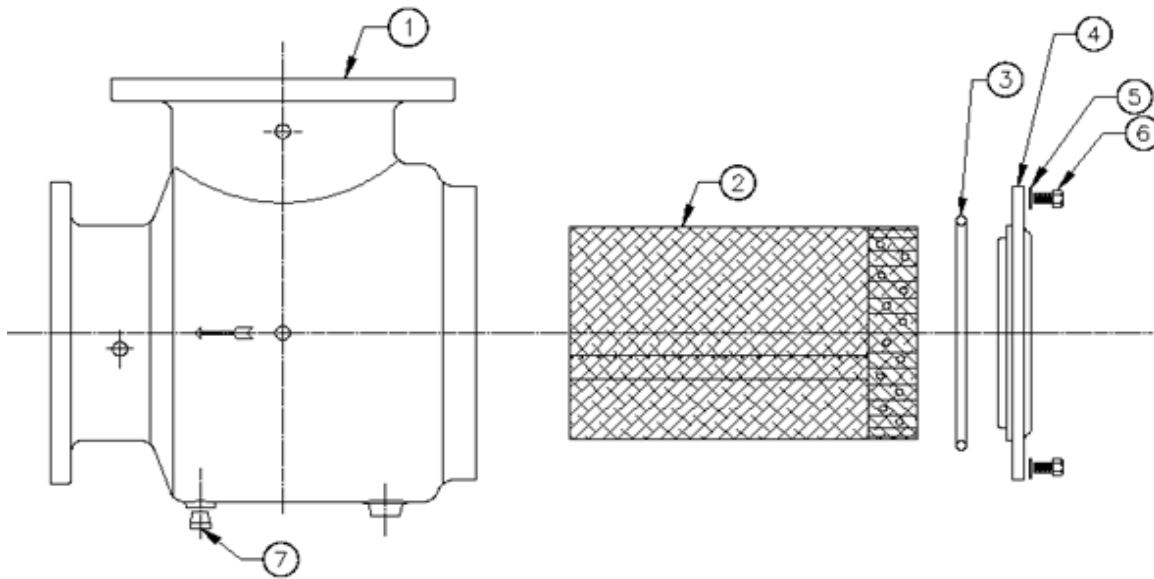
START-UP STRAINER MUST BE REMOVED AFTER A SHORT RUNNING PERIOD

STRAINER ASSEMBLY INCLUDES PERMANENT AND START-UP STRAINER

PERMANENT STRAINER PERFORATION HOLE SIZE --- .125" DIA.

SUCTION GUIDE PARTS

MODEL NUMBER SGHH-252



ITEM NO.	PART DESCRIPTION	PART NUMBER	ARMSTRONG BAR CODE
1	BODY	516841-231	
2	STRAINER ASSEMBLY	516896-000	
3	O-RING - edpm,3.359I.D.x.139cs	AS1270-237	
4	COVER	516885-231	
5	WASHER - stl 1/2" plain (SAE)	927117-100	
6	HEX HEAD CAP SCREW - 1/2"-13 x7/8"	911125-107	
7	PIPE PLUG - 1/2" npt sq hd	939021-203	

NOTES:

SUPPORT PIPE NOT FURNISHED USE UNTHREADED STEEL PIPE

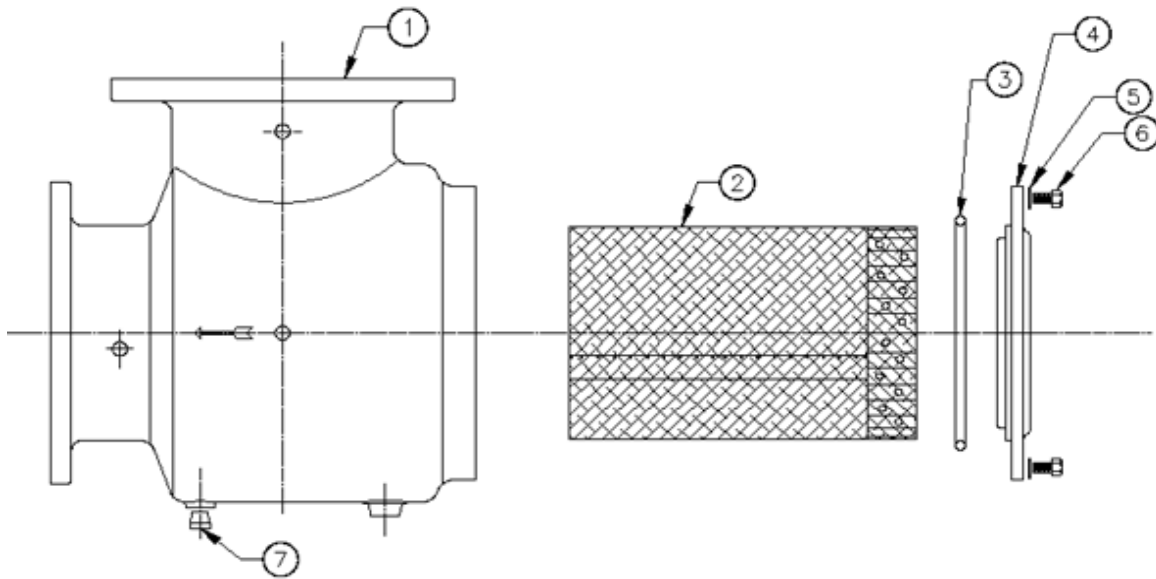
START-UP STRAINER MUST BE REMOVED AFTER A SHORT RUNNING PERIOD

STRAINER ASSEMBLY INCLUDES PERMANENT AND START-UP STRAINER

PERMANENT STRAINER PERFORATION HOLE SIZE --- .125" DIA.

SUCTION GUIDE PARTS

MODEL NUMBER SGHH-32



ITEM NO.	PART DESCRIPTION	PART NUMBER	ARMSTRONG BAR CODE
1	BODY	516842-231	
2	STRAINER ASSEMBLY	516896-000	
3	O-RING - edpm,3.359I.D.x.139cs	AS1270-237	
4	COVER	516885-231	
5	WASHER - stl 1/2" plain (SAE)	927117-100	
6	HEX HEAD CAP SCREW - 1/2"-13 x7/8"	911125-107	
7	PIPE PLUG - 1/2" npt sq hd	939021-203	

NOTES:

SUPPORT PIPE NOT FURNISHED USE UNTHREADED STEEL PIPE

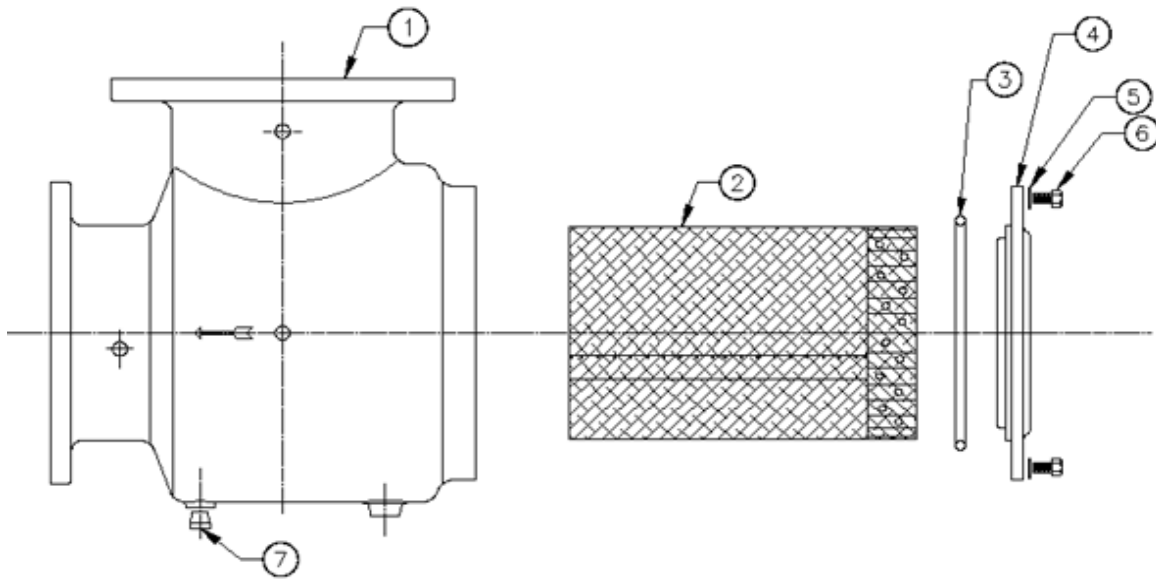
START-UP STRAINER MUST BE REMOVED AFTER A SHORT RUNNING PERIOD

STRAINER ASSEMBLY INCLUDES PERMANENT AND START-UP STRAINER

PERMANENT STRAINER PERFORATION HOLE SIZE --- .125" DIA.

SUCTION GUIDE PARTS

MODEL NUMBER SGHH-2525



ITEM NO.	PART DESCRIPTION	PART NUMBER	ARMSTRONG BAR CODE
1	BODY	516843-231	
2	STRAINER ASSEMBLY	516896-000	
3	O-RING - edpm,3.359I.D.x.139cs	AS1270-237	
4	COVER	516885-231	
5	WASHER - stl 1/2" plain (SAE)	927117-100	
6	HEX HEAD CAP SCREW - 1/2"-13 x7/8"	911125-107	
7	PIPE PLUG - 1/2" npt sq hd	939021-203	

NOTES:

SUPPORT PIPE NOT FURNISHED USE UNTHREADED STEEL PIPE

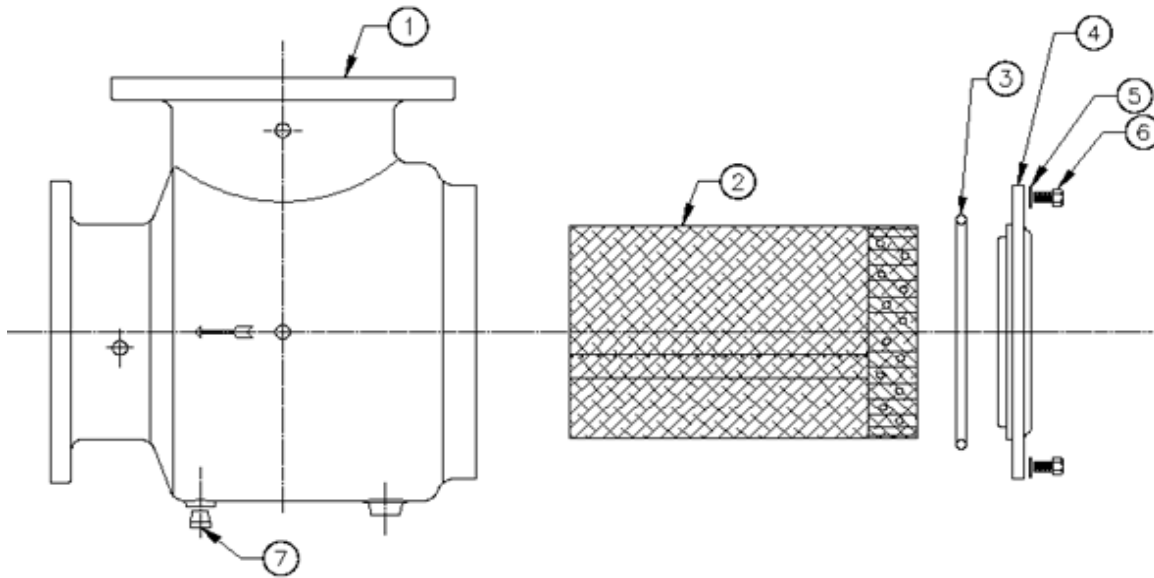
START-UP STRAINER MUST BE REMOVED AFTER A SHORT RUNNING PERIOD

STRAINER ASSEMBLY INCLUDES PERMANENT AND START-UP STRAINER

PERMANENT STRAINER PERFORATION HOLE SIZE --- .125" DIA.

SUCTION GUIDE PARTS

MODEL NUMBER SGHH-325



ITEM NO.	PART DESCRIPTION	PART NUMBER	ARMSTRONG BAR CODE
1	BODY	516844-231	
2	STRAINER ASSEMBLY	516896-000	
3	O-RING - edpm,3.359I.D.x.139cs	AS1270-237	
4	COVER	516885-231	
5	WASHER - stl 1/2" plain (SAE)	927117-100	
6	HEX HEAD CAP SCREW - 1/2"-13 x7/8"	911125-107	
7	PIPE PLUG - 1/2" npt sq hd	939021-203	

NOTES:

SUPPORT PIPE NOT FURNISHED USE UNTHREADED STEEL PIPE

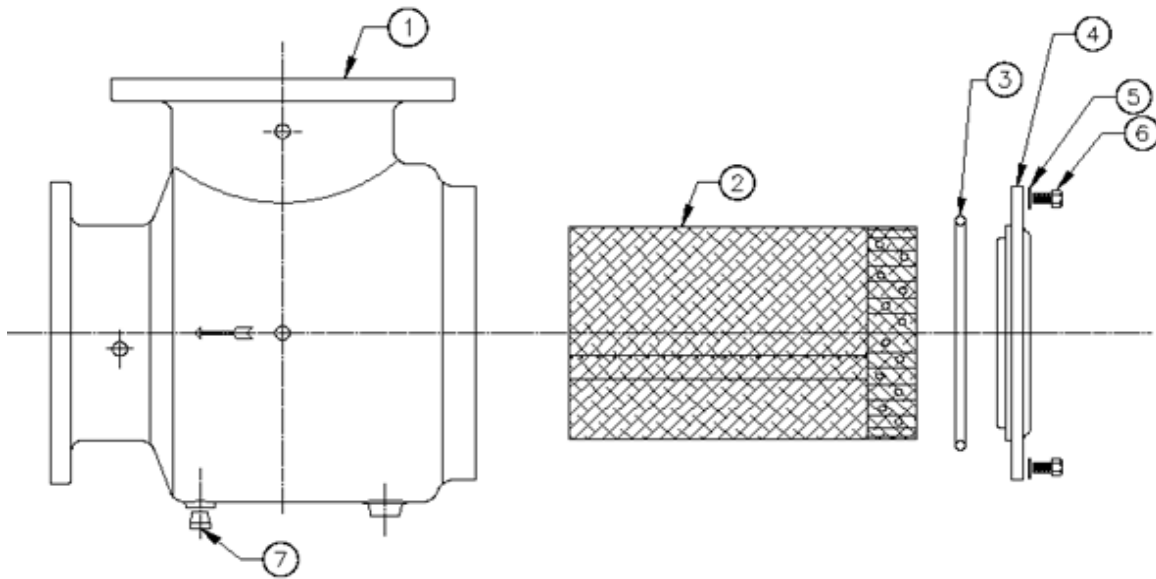
START-UP STRAINER MUST BE REMOVED AFTER A SHORT RUNNING PERIOD

STRAINER ASSEMBLY INCLUDES PERMANENT AND START-UP STRAINER

PERMANENT STRAINER PERFORATION HOLE SIZE --- .125" DIA.

SUCTION GUIDE PARTS

MODEL NUMBER SGHH-33



ITEM NO.	PART DESCRIPTION	PART NUMBER	ARMSTRONG BAR CODE
1	BODY	516845-231	
2	STRAINER ASSEMBLY	516897-000	
3	O-RING - edpm, 4.109I.D.x.139cs	AS1270-243	
4	COVER	516886-231	
5	WASHER - stl 5/8" plain (SAE)	927121-100	
6	HEX HEAD CAP SCREW - 5/8"-11 x1"	911129-108	
7	PIPE PLUG - 3/4" npt sq hd	939021-204	

NOTES:

SUPPORT PIPE NOT FURNISHED USE UNTHREADED STEEL PIPE

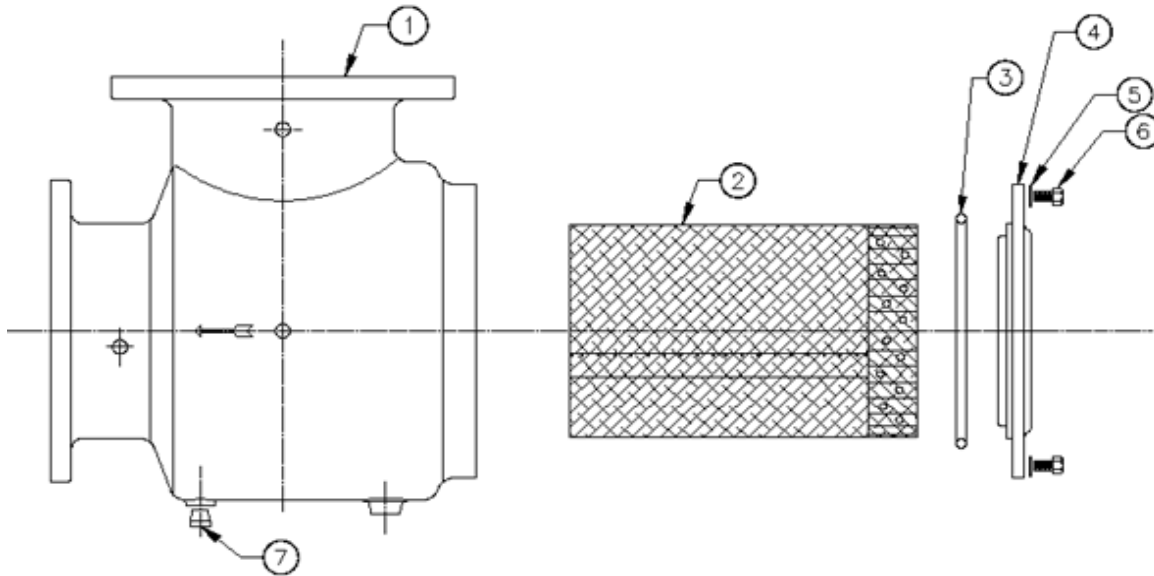
START-UP STRAINER MUST BE REMOVED AFTER A SHORT RUNNING PERIOD

STRAINER ASSEMBLY INCLUDES PERMANENT AND START-UP STRAINER

PERMANENT STRAINER PERFORATION HOLE SIZE --- .125" DIA.

SUCTION GUIDE PARTS

MODEL NUMBER SGHH-43



ITEM NO.	PART DESCRIPTION	PART NUMBER	ARMSTRONG BAR CODE
1	BODY	516846-231	
2	STRAINER ASSEMBLY	516897-000	
3	O-RING - edpm, 4.109I.D.x.139cs	AS1270-243	
4	COVER	516886-231	
5	WASHER - stl 5/8" plain (SAE)	927121-100	
6	HEX HEAD CAP SCREW - 5/8"-11 x1"	911129-108	
7	PIPE PLUG - 3/4" npt sq hd	939021-204	

NOTES:

SUPPORT PIPE NOT FURNISHED USE UNTHREADED STEEL PIPE

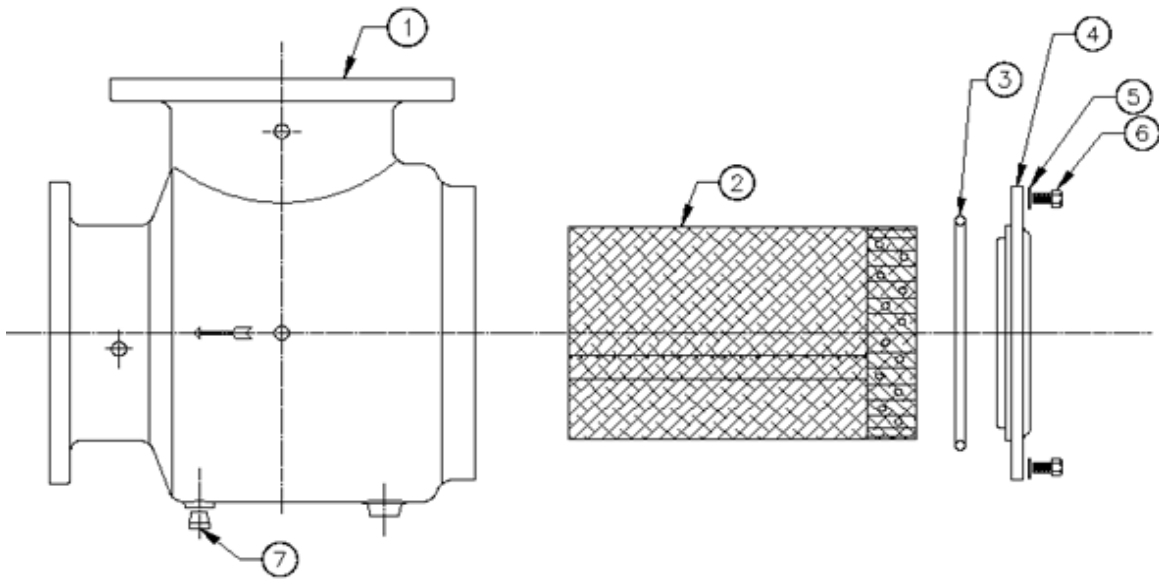
START-UP STRAINER MUST BE REMOVED AFTER A SHORT RUNNING PERIOD

STRAINER ASSEMBLY INCLUDES PERMANENT AND START-UP STRAINER

PERMANENT STRAINER PERFORATION HOLE SIZE --- .125" DIA.

SUCTION GUIDE PARTS

MODEL NUMBER SGHH-44



ITEM NO.	PART DESCRIPTION	PART NUMBER	ARMSTRONG BAR CODE
1	BODY	516847-231	
2	STRAINER ASSEMBLY	516854-000	
3	O-RING - edpm, 4.984I.D.x.139cs	AS1270-250	
4	COVER	516887-231	
5	WASHER - stl 5/8" plain (SAE)	927121-100	
6	HEX HEAD CAP SCREW - 5/8"-11 x 1"	911129-108	
7	PIPE PLUG - 3/4" npt sq hd	939021-204	

NOTES:

SUPPORT PIPE NOT FURNISHED USE UNTHREADED STEEL PIPE

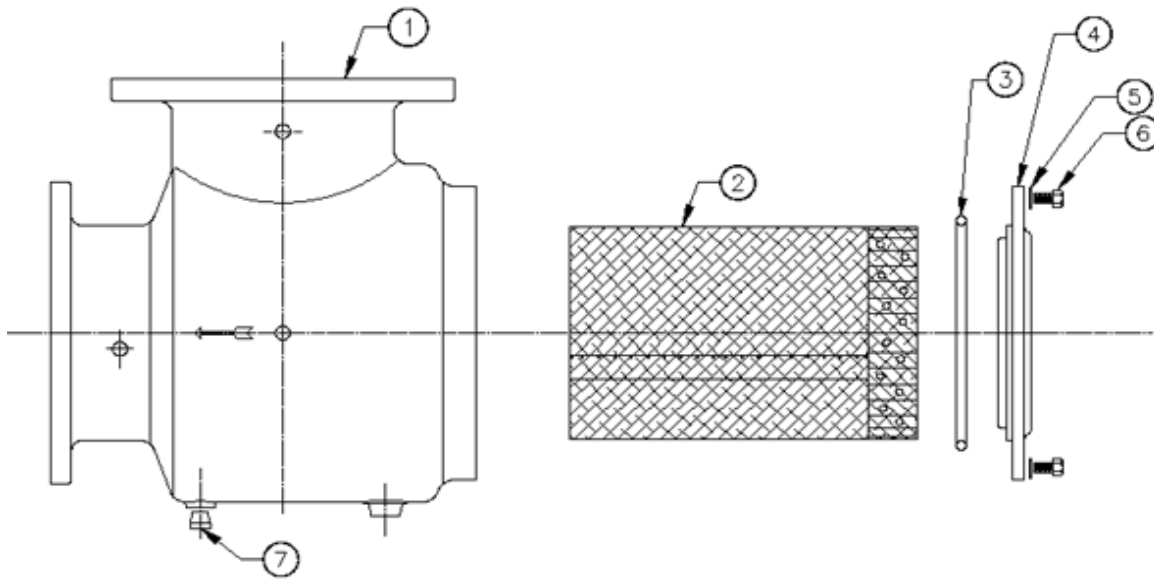
START-UP STRAINER MUST BE REMOVED AFTER A SHORT RUNNING PERIOD

STRAINER ASSEMBLY INCLUDES PERMANENT AND START-UP STRAINER

PERMANENT STRAINER PERFORATION HOLE SIZE --- .125" DIA.

SUCTION GUIDE PARTS

MODEL NUMBER SGHH-54



ITEM NO.	PART DESCRIPTION	PART NUMBER	ARMSTRONG BAR CODE
1	BODY	516848-231	
2	STRAINER ASSEMBLY	516854-000	
3	O-RING - edpm, 4.984I.D.x.139cs	AS1270-250	
4	COVER	516887-231	
5	WASHER - stl 5/8" plain (SAE)	927121-100	
6	HEX HEAD CAP SCREW - 5/8"-11 x 1"	911129-108	
7	PIPE PLUG - 3/4" npt sq hd	939021-204	

NOTES:

SUPPORT PIPE NOT FURNISHED USE UNTHREADED STEEL PIPE

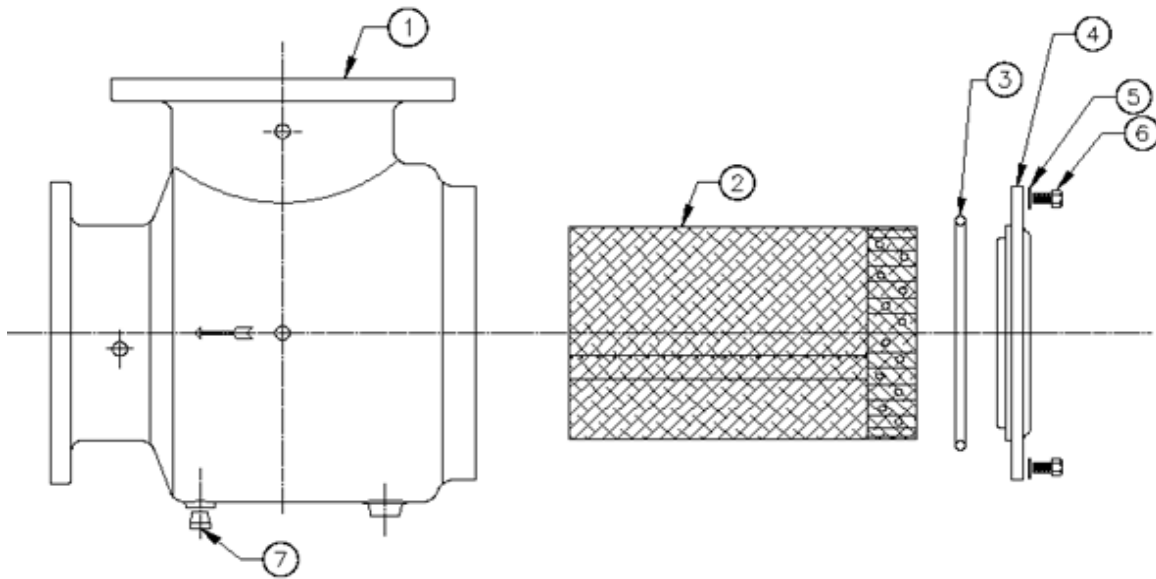
START-UP STRAINER MUST BE REMOVED AFTER A SHORT RUNNING PERIOD

STRAINER ASSEMBLY INCLUDES PERMANENT AND START-UP STRAINER

PERMANENT STRAINER PERFORATION HOLE SIZE --- .125" DIA.

SUCTION GUIDE PARTS

MODEL NUMBER SGHH-64



ITEM NO.	PART DESCRIPTION	PART NUMBER	ARMSTRONG BAR CODE
1	BODY	516849-231	
2	STRAINER ASSEMBLY	516854-000	
3	O-RING - edpm, 4.984I.D.x.139cs	AS1270-250	
4	COVER	516887-231	
5	WASHER - stl 5/8" plain (SAE)	927121-100	
6	HEX HEAD CAP SCREW - 5/8"-11 x 1"	911129-108	
7	PIPE PLUG - 3/4" npt sq hd	939021-204	

NOTES:

SUPPORT PIPE NOT FURNISHED USE UNTHREADED STEEL PIPE

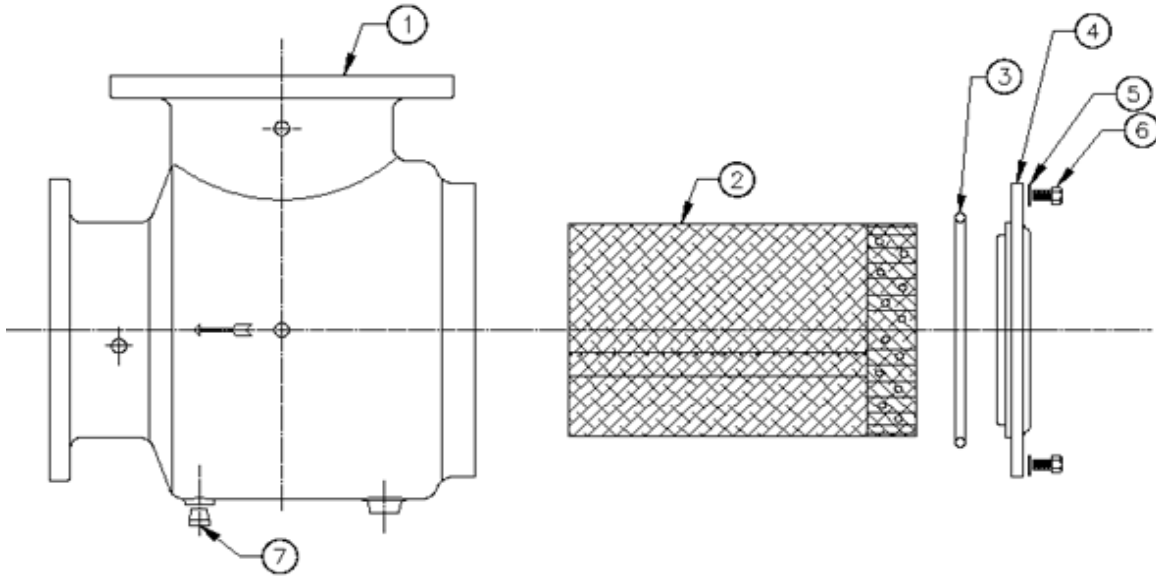
START-UP STRAINER MUST BE REMOVED AFTER A SHORT RUNNING PERIOD

STRAINER ASSEMBLY INCLUDES PERMANENT AND START-UP STRAINER

PERMANENT STRAINER PERFORATION HOLE SIZE --- .125" DIA.

SUCTION GUIDE PARTS

MODEL NUMBER SGHH-55



ITEM NO.	PART DESCRIPTION	PART NUMBER	ARMSTRONG BAR CODE
1	BODY	516850-231	
2	STRAINER ASSEMBLY	516898-000	
3	O-RING - edpm, 6.234I.D.x.139cs	AS1270-259	
4	COVER	516888-231	
5	WASHER - stl 3/4" plain (SAE)	927123-100	
6	HEX HEAD CAP SCREW - 3/4"-10 x 1.25"	911131-110	
7	PIPE PLUG - 1" npt sq hd	939021-505	

NOTES:

SUPPORT PIPE NOT FURNISHED USE UNTHREADED STEEL PIPE

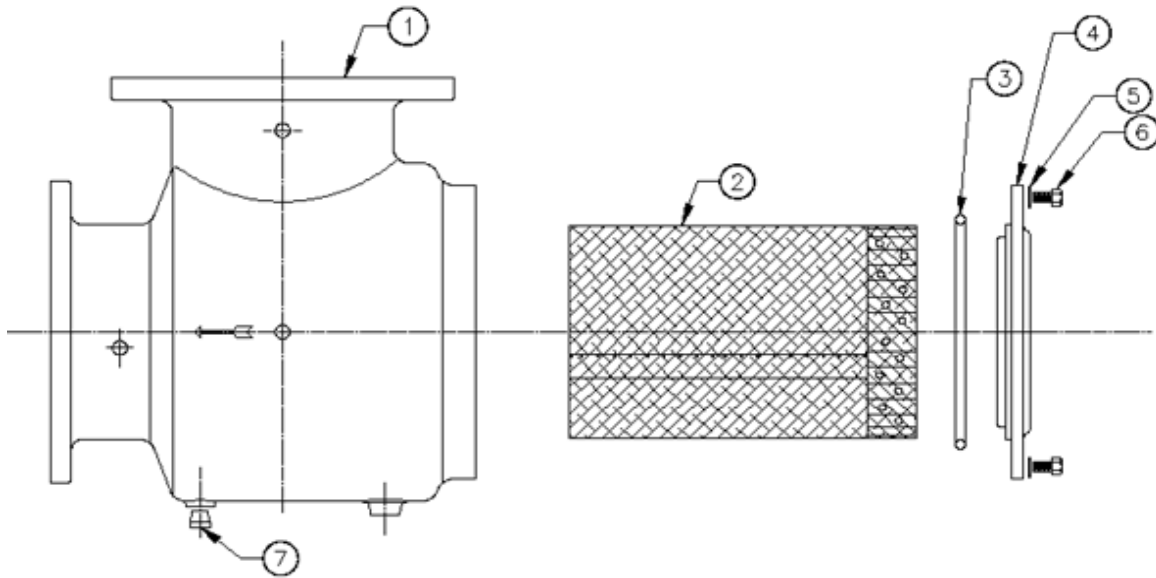
START-UP STRAINER MUST BE REMOVED AFTER A SHORT RUNNING PERIOD

STRAINER ASSEMBLY INCLUDES PERMANENT AND START-UP STRAINER

PERMANENT STRAINER PERFORATION HOLE SIZE --- .125" DIA.

SUCTION GUIDE PARTS

MODEL NUMBER SGHH-65



ITEM NO.	PART DESCRIPTION	PART NUMBER	ARMSTRONG BAR CODE
1	BODY	516851-231	
2	STRAINER ASSEMBLY	516898-000	
3	O-RING - edpm, 6.234I.D.x.139cs	AS1270-259	
4	COVER	516888-231	
5	WASHER - stl 3/4" plain (SAE)	927123-100	
6	HEX HEAD CAP SCREW - 3/4"-10 x 1.25"	911131-110	
7	PIPE PLUG - 1" npt sq hd	939021-505	

NOTES:

SUPPORT PIPE NOT FURNISHED USE UNTHREADED STEEL PIPE

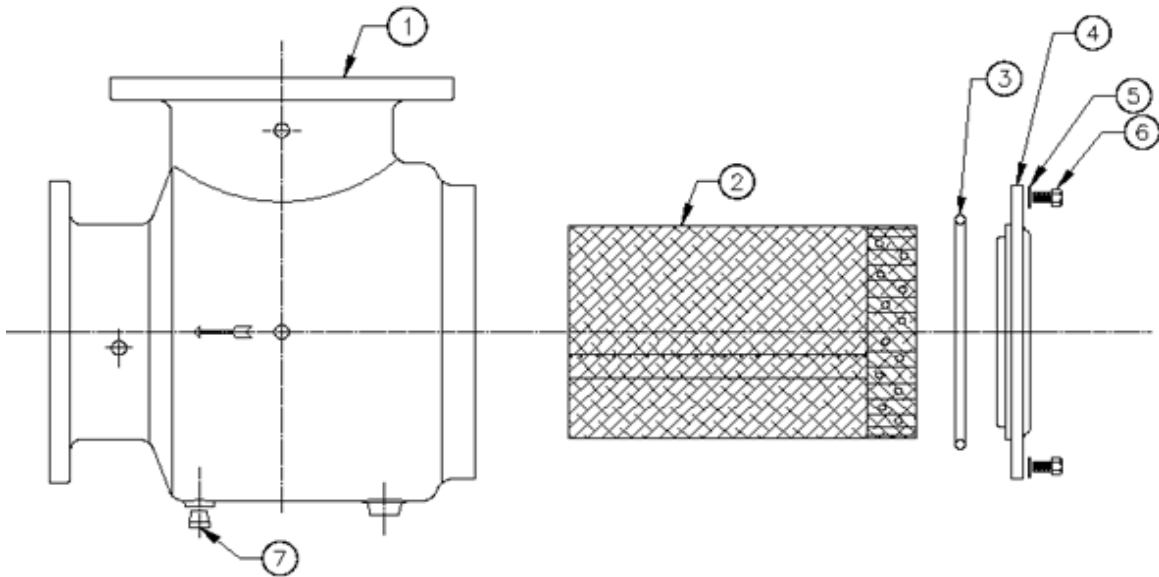
START-UP STRAINER MUST BE REMOVED AFTER A SHORT RUNNING PERIOD

STRAINER ASSEMBLY INCLUDES PERMANENT AND START-UP STRAINER

PERMANENT STRAINER PERFORATION HOLE SIZE --- .125" DIA.

SUCTION GUIDE PARTS

MODEL NUMBER SGHH-66



ITEM NO.	PART DESCRIPTION	PART NUMBER	ARMSTRONG BAR CODE
1	BODY	516852-231	
2	STRAINER ASSEMBLY	516899-000	
3	O-RING - edpm, 7.484I.D.x.139cs	AS1270-264	
4	COVER	516889-231	
5	WASHER - stl 3/4" plain (SAE)	927123-100	
6	HEX HEAD CAP SCREW - 3/4"-10 x 1.25"	911131-110	
7	PIPE PLUG - 1" npt sq hd	939021-505	

NOTES:

SUPPORT PIPE NOT FURNISHED USE UNTHREADED STEEL PIPE

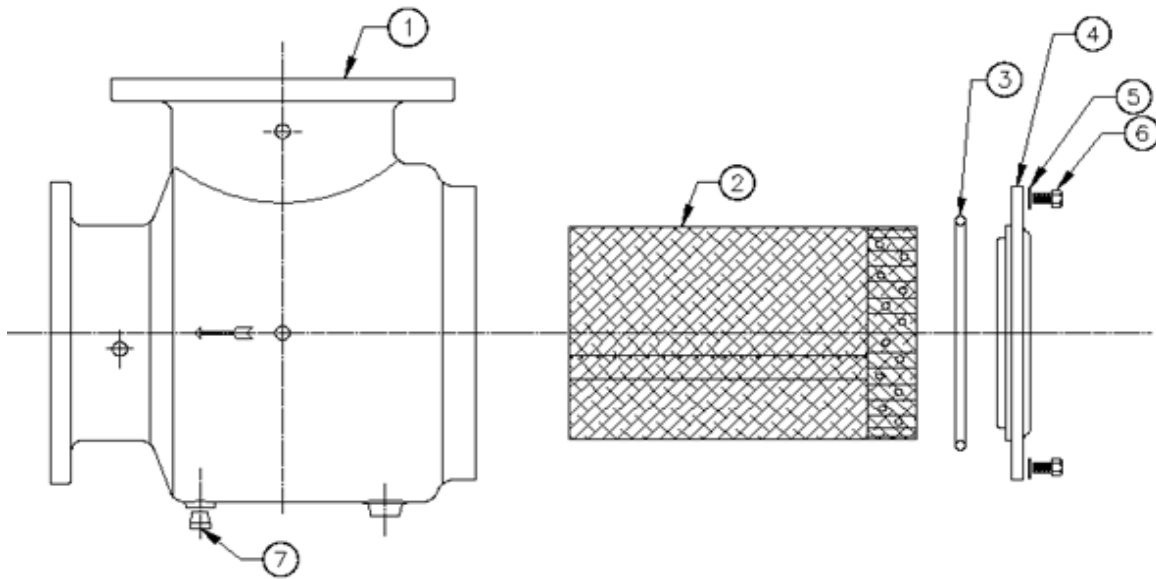
START-UP STRAINER MUST BE REMOVED AFTER A SHORT RUNNING PERIOD

STRAINER ASSEMBLY INCLUDES PERMANENT AND START-UP STRAINER

PERMANENT STRAINER PERFORATION HOLE SIZE --- .125" DIA.

SUCTION GUIDE PARTS

MODEL NUMBER SGHH-86



ITEM NO.	PART DESCRIPTION	PART NUMBER	ARMSTRONG BAR CODE
1	BODY	516853-231	
2	STRAINER ASSEMBLY	516899-000	
3	O-RING - edpm, 7.484I.D.x.139cs	AS1270-264	
4	COVER	516889-231	
5	WASHER - stl 3/4" plain (SAE)	927123-100	
6	HEX HEAD CAP SCREW - 3/4"-10 x 1.25"	911131-110	
7	PIPE PLUG - 1" npt sq hd	939021-505	

NOTES:

SUPPORT PIPE NOT FURNISHED USE UNTHREADED STEEL PIPE

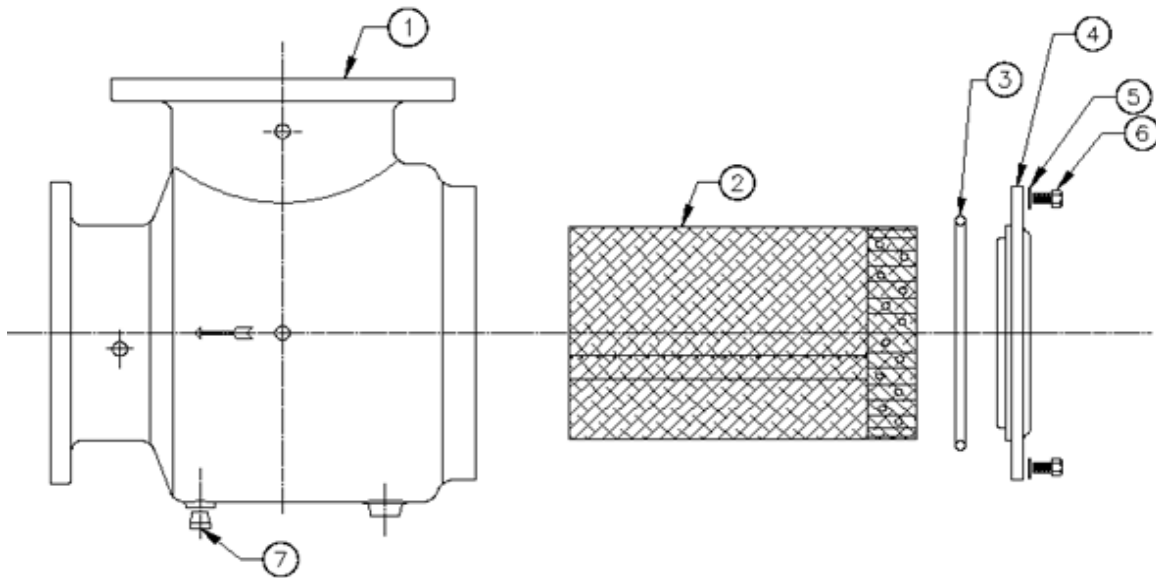
START-UP STRAINER MUST BE REMOVED AFTER A SHORT RUNNING PERIOD

STRAINER ASSEMBLY INCLUDES PERMANENT AND START-UP STRAINER

PERMANENT STRAINER PERFORATION HOLE SIZE --- .125" DIA.

SUCTION GUIDE PARTS

MODEL NUMBER SGHH-88



ITEM NO.	PART DESCRIPTION	PART NUMBER	ARMSTRONG BAR CODE
1	BODY	516854-231	
2	STRAINER ASSEMBLY	516900-000	
3	O-RING - edpm, 9.475.D.x.210cs	AS1270-375	
4	COVER	516890-231	
5	WASHER - stl 3/4" plain (SAE)	927123-100	
6	HEX HEAD CAP SCREW - 3/4"-10 x 1.75"	911131-114	
7	PIPE PLUG - 1" npt sq hd	939021-505	

NOTES:

SUPPORT PIPE NOT FURNISHED USE UNTHREADED STEEL PIPE

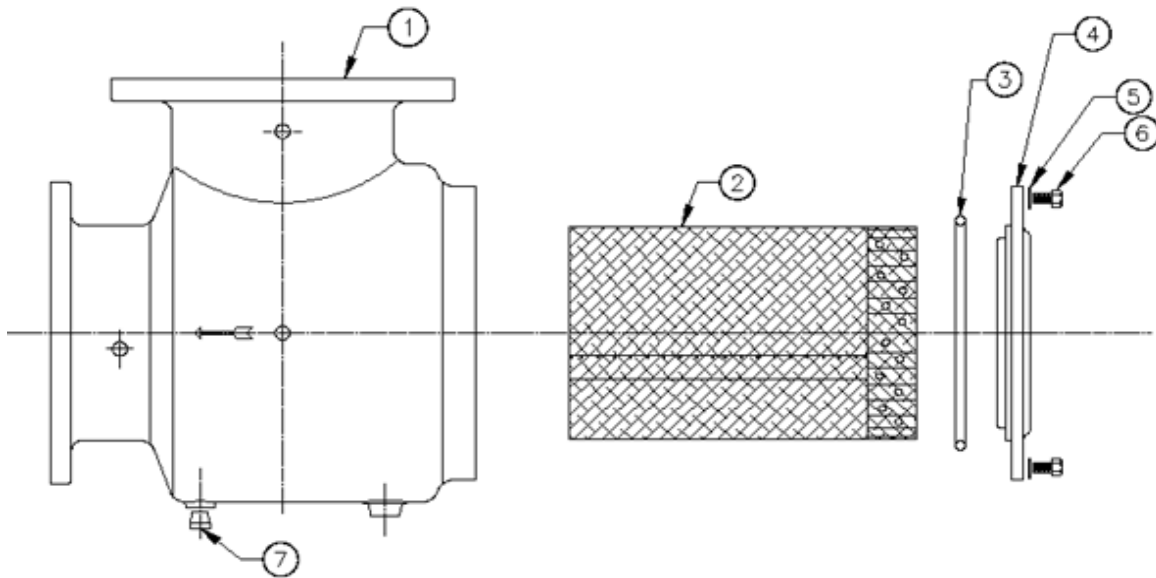
START-UP STRAINER MUST BE REMOVED AFTER A SHORT RUNNING PERIOD

STRAINER ASSEMBLY INCLUDES PERMANENT AND START-UP STRAINER

PERMANENT STRAINER PERFORATION HOLE SIZE --- .125" DIA.

SUCTION GUIDE PARTS

MODEL NUMBER SGHH-108



ITEM NO.	PART DESCRIPTION	PART NUMBER	ARMSTRONG BAR CODE
1	BODY	516855-231	
2	STRAINER ASSEMBLY	516900-000	
3	O-RING - edpm, 9.475.D.x.210cs	AS1270-375	
4	COVER	516890-231	
5	WASHER - stl 3/4" plain (SAE)	927123-100	
6	HEX HEAD CAP SCREW - 3/4"-10 x 1.75"	911131-114	
7	PIPE PLUG - 1" npt sq hd	939021-505	

NOTES:

SUPPORT PIPE NOT FURNISHED USE UNTHREADED STEEL PIPE

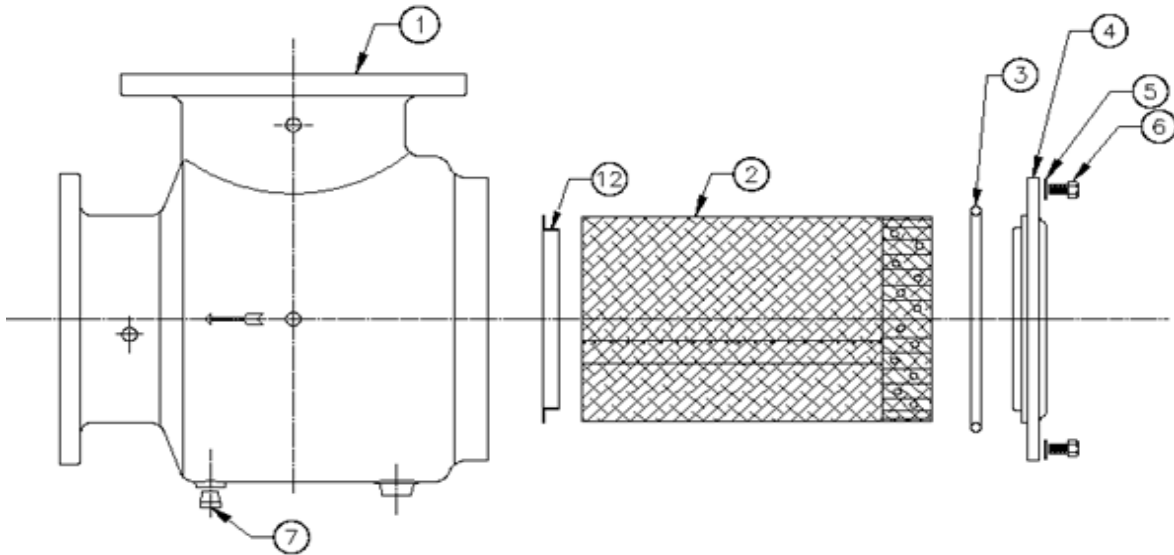
START-UP STRAINER MUST BE REMOVED AFTER A SHORT RUNNING PERIOD

STRAINER ASSEMBLY INCLUDES PERMANENT AND START-UP STRAINER

PERMANENT STRAINER PERFORATION HOLE SIZE --- .125" DIA.

SUCTION GUIDE PARTS

MODEL NUMBER SGHH-1010



ITEM NO.	PART DESCRIPTION	PART NUMBER	ARMSTRONG BAR CODE
1	BODY	516856-231	
2	STRAINER ASSEMBLY	516860-000	
3	O-RING - edpm, 11.475.D.x.210cs	AS1270-380	
4	COVER	516891-231	
5	WASHER - stl 1" plain (SAE)	927127-100	
6	HEX HEAD CAP SCREW - 1"- 8 x 2.25"	911135-118	
7	PIPE PLUG - 1" npt sq hd	939021-505	
12	ROUNDUP RING	516914-001	

NOTES:

SUPPORT PIPE NOT FURNISHED USE UNTHREADED STEEL PIPE

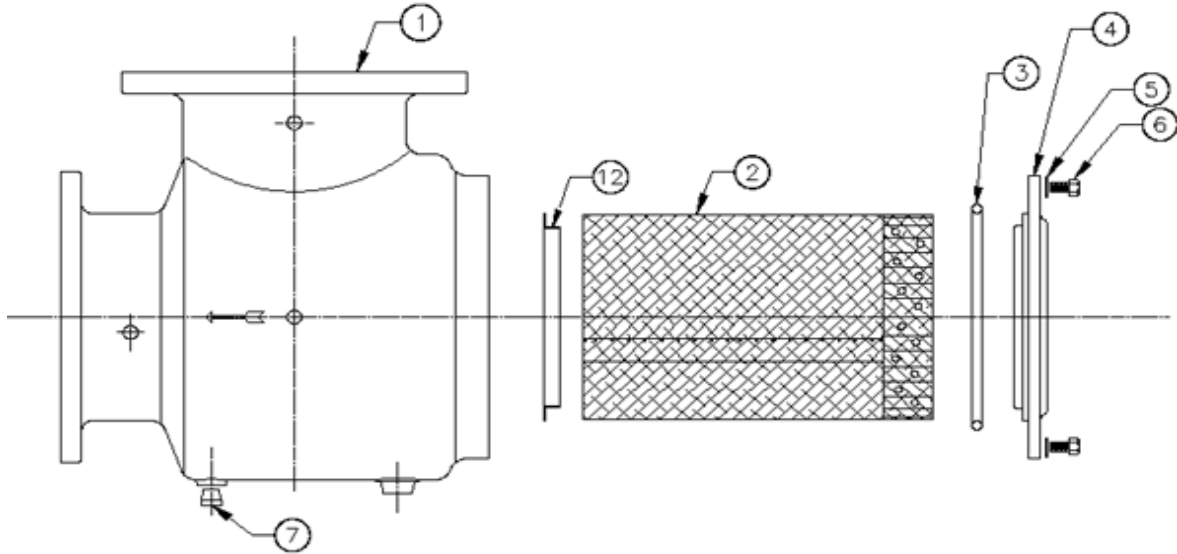
START-UP STRAINER MUST BE REMOVED AFTER A SHORT RUNNING PERIOD

STRAINER ASSEMBLY INCLUDES PERMANENT AND START-UP STRAINER

PERMANENT STRAINER PERFORATION HOLE SIZE --- .125" DIA.

SUCTION GUIDE PARTS

MODEL NUMBER SGHH-1210



ITEM NO.	PART DESCRIPTION	PART NUMBER	ARMSTRONG BAR CODE
1	BODY	516857-231	
2	STRAINER ASSEMBLY	516860-000	
3	O-RING - edpm, 11.475.D.x.210cs	AS1270-380	
4	COVER	516891-231	
5	WASHER - stl 1" plain (SAE)	927127-100	
6	HEX HEAD CAP SCREW - 1" - 8 x 2.25"	911135-118	
7	PIPE PLUG - 1" npt sq hd	939021-505	
12	ROUNDUP RING	516914-001	

NOTES:

SUPPORT PIPE NOT FURNISHED USE UNTHREADED STEEL PIPE

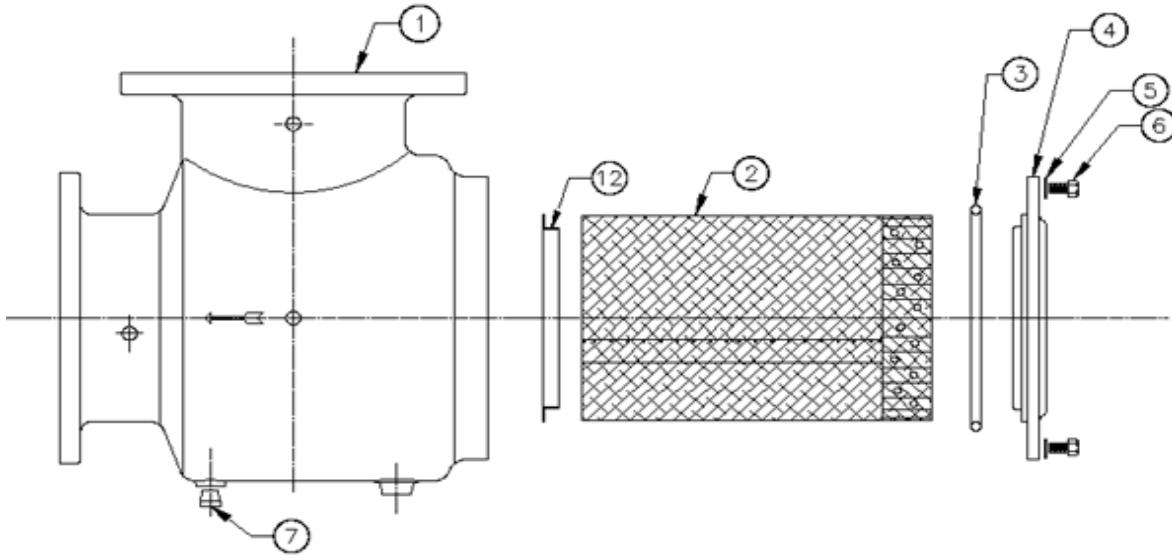
START-UP STRAINER MUST BE REMOVED AFTER A SHORT RUNNING PERIOD

STRAINER ASSEMBLY INCLUDES PERMANENT AND START-UP STRAINER

PERMANENT STRAINER PERFORATION HOLE SIZE --- .125" DIA.

SUCTION GUIDE PARTS

MODEL NUMBER SGHH-1212



ITEM NO.	PART DESCRIPTION	PART NUMBER	ARMSTRONG BAR CODE
1	BODY	516858-231	
2	STRAINER ASSEMBLY	516970-000	
3	O-RING - edpm, 12.975.D.x.210cs	AS1270-382	
4	COVER	516892-231	
5	WASHER - stl 1" plain (SAE)	927127-100	
6	HEX HEAD CAP SCREW - 1" - 8 x 2.25"	911135-118	
7	PIPE PLUG - 1" npt sq hd	939021-505	
12	ROUNDUP RING	516971-001	

NOTES:

SUPPORT PIPE NOT FURNISHED USE UNTHREADED STEEL PIPE

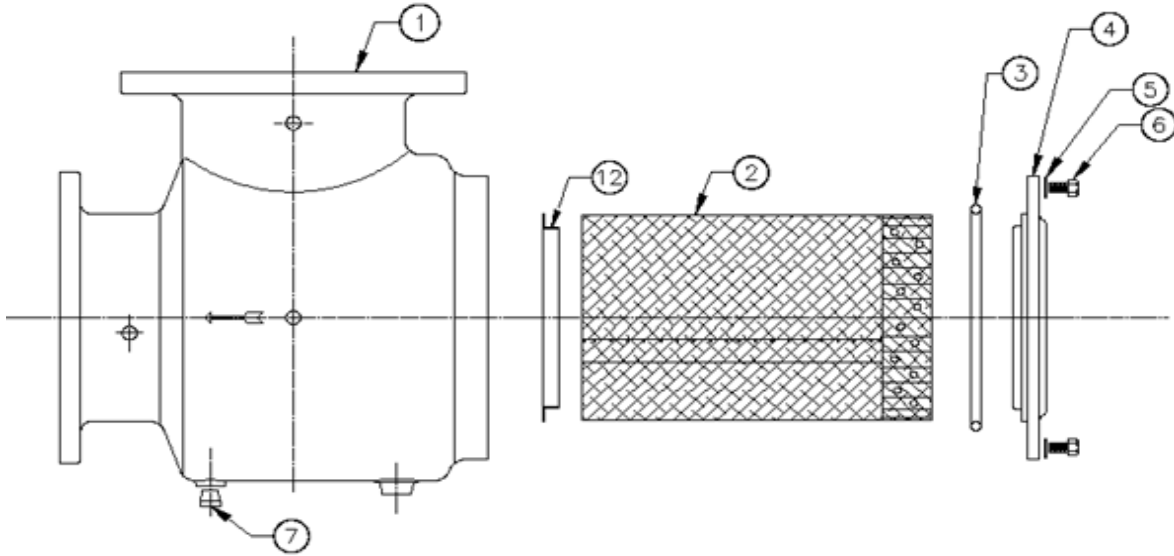
START-UP STRAINER MUST BE REMOVED AFTER A SHORT RUNNING PERIOD

STRAINER ASSEMBLY INCLUDES PERMANENT AND START-UP STRAINER

PERMANENT STRAINER PERFORATION HOLE SIZE --- .125" DIA.

SUCTION GUIDE PARTS

MODEL NUMBER SGHH-1412



ITEM NO.	PART DESCRIPTION	PART NUMBER	ARMSTRONG BAR CODE
1	BODY	516859-231	
2	STRAINER ASSEMBLY	516970-000	
3	O-RING - edpm, 12.975.D.x.210cs	AS1270-382	
4	COVER	516892-231	
5	WASHER - stl 1" plain (SAE)	927127-100	
6	HEX HEAD CAP SCREW - 1"- 8 x 2.25"	911135-118	
7	PIPE PLUG - 1" npt sq hd	939021-505	
12	ROUNDUP RING	516971-001	

NOTES:

SUPPORT PIPE NOT FURNISHED USE UNTHREADED STEEL PIPE

START-UP STRAINER MUST BE REMOVED AFTER A SHORT RUNNING PERIOD

STRAINER ASSEMBLY INCLUDES PERMANENT AND START-UP STRAINER

PERMANENT STRAINER PERFORATION HOLE SIZE --- .125" DIA.